

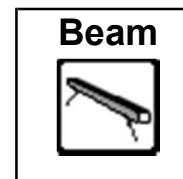
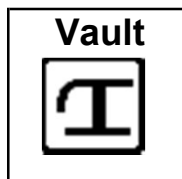


2019 BG Club NDP Gr 4321

Womens Artistic



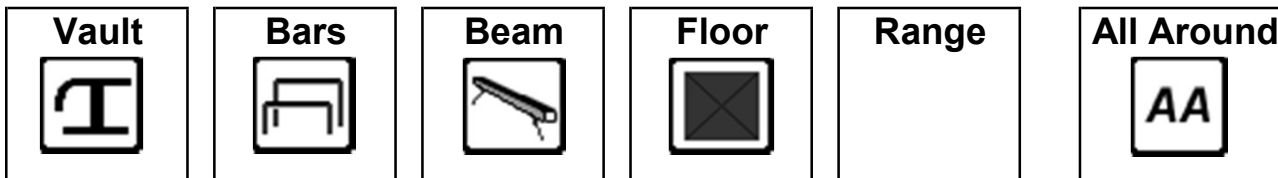
NDP1

No	Name	Region	Comp	D	VTB		D	UB		D	BB		D	FX		D	RC		AA		
192	Ella	Robinson	NORTH WEST	NDP1	4.0	12.750	10 =	4.0	13.200	3	4.0	12.050	3	4.0	12.250	2 =	4.0	13.750	1 =	64.000	1
178	Ellie	Belbin	EAST MIDLANDS	NDP1	4.0	12.850	6 =	4.0	12.950	8 =	4.0	11.350	8	4.0	12.200	4	4.0	13.350	17 =	62.700	2
189	Veronika	Kritski	SOUTH WEST	NDP1	4.0	12.900	4 =	4.0	13.000	5 =	4.0	11.700	5	4.0	11.450	21 =	4.0	13.350	17 =	62.400	3
536	Diaz	Mckenzie	WEST MIDLANDS	NDP1	4.0	12.450	24 =	4.0	13.000	5 =	4.0	10.800	22 =	4.0	12.350	1	4.0	13.750	1 =	62.350	4
202	Andreea-Emilia	Buzdugan	WALES	NDP1	4.0	12.950	1 =	4.0	12.700	15 =	3.5	11.250	10 =	4.0	11.950	8	4.0	13.250	19	62.100	5
174	Amelie	Attwood	SOUTH EAST	NDP1	4.0	12.450	24 =	4.0	12.750	11 =	4.0	12.000	4	3.0	11.000	31	4.0	13.750	1 =	61.950	6
162	Georgie	King	YORKSHIRE	NDP1	4.0	12.800	8 =	4.0	13.100	4	4.0	10.700	24	4.0	12.250	2 =	3.5	12.700	33	61.550	7
203	Josephine	Gittins	WALES	NDP1	4.0	12.450	24 =	4.0	12.750	11 =	3.5	11.500	7	4.0	12.150	5	3.5	12.650	34 =	61.500	8 =
193	Olivia	Marsh	NORTH WEST	NDP1	4.0	12.950	1 =	4.0	12.900	10	3.5	10.950	15 =	4.0	11.650	15	4.0	13.050	23	61.500	8 =
177	Courtney-Leigh	Simpson	EAST MIDLANDS	NDP1	4.0	12.650	14 =	4.0	13.250	2	4.0	10.200	32 =	3.5	11.900	9 =	4.0	13.450	11 =	61.450	10
191	Eleanor	Mills	NORTH WEST	NDP1	4.0	11.600	43	4.0	12.750	11 =	4.0	12.250	1	3.5	11.200	25 =	4.0	13.400	14 =	61.200	11
161	Louise	Akers	YORKSHIRE	NDP1	4.0	12.900	4 =	4.0	12.250	25	4.0	11.250	10 =	3.5	11.850	12	4.0	12.900	26	61.150	12
186	Emily	Todd	SOUTH WEST	NDP1	4.0	12.750	10 =	4.0	12.350	23	3.5	10.550	27	4.0	11.900	9 =	4.0	13.200	21	60.750	13 =
163	Florence	Stoney	YORKSHIRE	NDP1	3.5	12.250	37	4.0	13.300	1	4.0	10.050	35	3.5	11.550	16 =	4.0	13.600	5 =	60.750	13 =
188	Mia	Wilson	SOUTH WEST	NDP1	4.0	12.200	38 =	4.0	12.400	21 =	4.0	12.100	2	3.5	10.500	37	4.0	13.450	11 =	60.650	15
169	Julia	Kaczmarek	WEST MIDLANDS	NDP1	4.0	12.350	32 =	4.0	12.950	8 =	3.5	10.850	21	3.0	10.950	32	4.0	13.400	14 =	60.500	16
179	Alice	Knights	EAST MIDLANDS	NDP1	4.0	12.950	1 =	4.0	12.700	14	3.5	9.250	43	4.0	12.050	6 =	4.0	13.400	14 =	60.350	17
172	Ellen	Groves	WEST MIDLANDS	NDP1	4.0	12.400	30 =	4.0	12.450	20	4.0	11.000	14	3.5	11.150	28	4.0	13.200	20	60.200	18
185	Talia	Lazell	LONDON	NDP1	3.5	12.050	41	4.0	12.700	15 =	4.0	10.650	25	3.5	11.050	30	4.0	13.600	5 =	60.050	19
204	Hannah	Rees	WALES	NDP1	4.0	12.650	14 =	4.0	11.900	26 =	3.5	10.900	18 =	4.0	12.050	6 =	3.5	12.500	41	60.000	20
190	Jessica	O'Brien	NORTH WEST	NDP1	4.0	12.700	12 =	4.0	13.000	5 =	4.0	9.750	39	3.5	11.550	16 =	3.5	12.800	27 =	59.800	21
170	Evee	Stevenson-Lea	WEST MIDLANDS	NDP1	3.5	11.350	44	4.0	11.900	26 =	4.0	11.250	10 =	4.0	11.550	16 =	4.0	13.600	5 =	59.650	22
164	Jessica	Rodgers	YORKSHIRE	NDP1	4.0	12.600	18 =	4.0	12.400	21 =	4.0	10.800	22 =	3.5	10.450	38 =	4.0	13.000	24	59.250	23 =
183	Lucy	Steward	LONDON	NDP1	4.0	12.450	24 =	4.0	10.900	36 =	4.0	11.300	9	3.5	11.100	29	4.0	13.500	10	59.250	23 =
175	Daisy	Evans	SOUTH EAST	NDP1	4.0	12.850	6 =	4.0	11.600	30	4.0	10.300	31	4.0	11.800	13	3.5	12.550	40	59.100	25
187	Kate	Hobbs	SOUTH WEST	NDP1	4.0	12.650	14 =	3.0	10.350	40	3.5	10.950	15 =	4.0	11.900	9 =	4.0	13.150	22	59.000	26
167	Bethan	Light	SOUTH	NDP1	4.0	12.050	42	4.0	12.600	18	3.5	9.800	38	4.0	11.700	14	4.0	12.750	31 =	58.900	27 =
198	Jamie	Leech	EAST	NDP1	4.0	12.600	18 =	4.0	11.700	29	3.5	10.950	15 =	3.5	11.200	25 =	4.0	12.450	42	58.900	27 =

Scoring by www.gymdata.co.uk

2019 BG Club NDP Gr 4321

Womens Artistic



201	Alice	Tall	EAST	NDP1	4.0	12.300	36		4.0	10.650	39		4.0	11.600	6		4.0	11.550	16	=	3.5	12.600	37	=		58.700	29	
180	Amelia	Handy	EAST MIDLANDS	NDP1	4.0	12.300	34	=	4.0	11.500	32		3.5	9.550	40	=	3.5	11.400	23		4.0	13.650	4			58.400	30	
176	Cecilia	Marlow	SOUTH EAST	NDP1	4.0	12.650	17		3.0	10.950	35		3.5	10.550	26		4.0	10.650	34		4.0	13.550	9			58.350	31	
173	Daisy	Miller	SOUTH EAST	NDP1	4.0	12.300	34	=	4.0	12.650	17		3.5	10.500	28	=	3.5	10.050	41		3.5	12.800	27	=		58.300	32	
182	Ella	Little	LONDON	NDP1	4.0	12.600	18	=	3.5	11.000	34		3.5	11.050	13		3.0	9.950	42		4.0	13.450	11	=		58.050	33	
195	Niamh	Stupart	SCOTLAND	NDP1	4.0	12.550	22		4.0	11.700	28		3.5	9.550	40	=	4.0	11.450	21	=	3.5	12.600	37	=		57.850	34	
197	Layla	Williams	SCOTLAND	NDP1	4.0	12.450	24	=	3.5	11.550	31		3.5	10.450	30		3.5	10.700	33		3.5	12.600	37	=		57.750	35	
196	Unnam	Chaudry	SCOTLAND	NDP1	4.0	12.450	23		4.0	12.550	19		3.5	10.500	28	=	2.5	10.100	40		3.5	12.000	43			57.600	36	
205	Katie	Connolly	WALES	NDP1	4.0	12.800	8	=	3.5	9.650	42	=	3.0	10.200	32	=	3.0	11.200	25	=	4.0	13.600	5	=		57.450	37	
168	Emily	Tait	SOUTH	NDP1	4.0	12.350	32	=	3.5	9.750	41		4.0	10.850	20		3.5	11.250	24		3.5	12.750	31	=		56.950	38	
165	Sasha	Caroline Elouise Poole	SOUTH	NDP1	4.0	12.450	24	=	3.5	10.850	38		4.0	9.850	37		3.0	10.450	38	=	4.0	12.950	25			56.550	39	
184	Sasha	Smith	LONDON	NDP1	4.0	12.100	40		4.0	12.300	24		4.0	10.000	36		3.0	9.300	43		4.0	12.650	34	=		56.350	40	
166	Jayda	Cole	SOUTH	NDP1	4.0	12.700	12	=	4.0	11.050	33		3.0	10.100	34		3.0	10.550	36		3.0	11.500	44			55.900	41	
194	Hannah	Blakeman	SCOTLAND	NDP1	4.0	12.400	30	=	3.0	9.650	42	=	3.5	9.300	42		4.0	11.500	20		3.5	12.800	27	=		55.650	42	
199	Karena	Child	EAST	NDP1	4.0	12.600	18	=	2.0	7.450	44		4.0	10.900	18	=	3.0	10.600	35		4.0	12.800	27	=		54.350	43	
200	Tegan	Abel	EAST	NDP1	4.0	12.200	38	=	3.5	10.900	36	=	4.0	8.500	44		2.5	8.100	44		3.5	12.650	34	=		52.350	44	