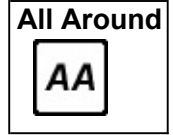
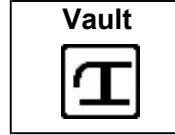
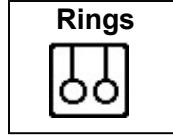



2025 LG Mens London Open

Mens Artistic

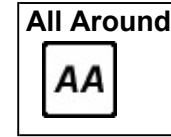
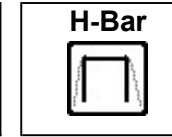
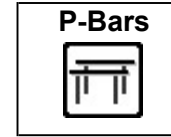
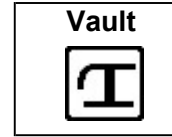
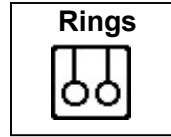

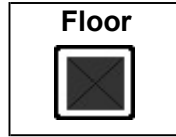


U9 Challenge

No	Name	Club	Comp	D	FX		D	PH		D	SR		D	VT		D	PB		D	HB		AA		
230	Isaac	Lloyd	YMCA Barry	U9 Challenge	2.6	11.850	1	3.0	12.150	1	2.6	11.750	6	1.2	10.250	2	2.8	12.700	2	2.9	11.550	1	70.250	1
231	Kobe	Scott	YMCA Barry	U9 Challenge	2.3	11.600	3	3.0	12.100	2	2.6	12.050	1	1.2	10.100	5	2.6	12.150	6	2.3	11.150	3	69.150	2
226	Alec	Andrews	The Meapa	U9 Challenge	2.5	11.650	2	2.0	10.450	4	2.8	12.050	1	1.2	9.950	10	2.5	12.200	4	2.9	11.150	3	67.450	3
225	Theodore	Karpovich	L & D	U9 Challenge	2.1	10.650	12	2.0	9.600	10	2.6	11.500	11	1.2	9.950	10	3.1	12.750	1	2.6	11.200	2	65.650	4
224	Jojo	Mackinnon	L & D	U9 Challenge	2.3	11.400	4	2.0	9.600	10	2.6	11.350	13	1.2	10.050	6	2.8	12.200	4	2.6	10.100	12	64.700	5
218	Finn	Johnstone	Basingstoke	U9 Challenge	2.1	10.350	15	1.0	10.400	5	2.3	11.700	7	1.2	9.850	15	2.0	11.700	10	2.0	10.600	9	64.600	6
237	Maxwell	Morgan	Fusion	U9 Challenge	2.6	11.050	5	2.0	9.400	13	2.6	11.550	9	1.2	10.150	4	2.1	11.250	18	2.6	10.800	7	64.200	7
217	Hamish	Leiper	Lasswade	U9 Challenge	2.4	11.050	5	2.0	10.000	7	2.3	10.950	17	1.2	9.900	13	2.8	11.550	13	2.9	10.500	10	63.950	8
229	Elijah	Hesson	Retford	U9 Challenge	2.7	10.700	11	2.0	8.050	22	2.8	11.900	3	1.2	9.600	19	2.8	12.250	3	2.3	10.950	6	63.450	9
219	Samuel	Wilson	Basingstoke	U9 Challenge	2.2	10.200	16	1.0	10.150	6	2.3	11.850	4	0.6	9.650	18	2.0	11.500	14	2.0	10.050	13	63.400	10
269	Leo	Girling	Waveny	U9 Challenge	2.2	10.950	8	1.0	8.900	18	1.8	11.250	15	1.2	10.400	1	2.5	11.900	8	2.0	9.600	15	63.000	11
228	Arthur	Davenport	Retford	U9 Challenge	2.5	9.800	20	2.0	9.500	12	2.0	11.550	9	1.2	10.050	6	2.2	11.600	11	2.3	10.450	11	62.950	12
234	Albert	Gooda	Marriotts	U9 Challenge	2.3	10.050	17	2.0	9.300	16	2.5	11.600	8	1.2	10.200	3	2.0	10.900	23	2.3	10.700	8	62.750	13
227	Harvey	Tilbury	Colchester	U9 Challenge	2.0	9.850	19	2.0	7.500	24	1.8	11.200	16	1.2	10.050	6	2.6	11.950	7	2.3	11.150	3	61.700	14
235	Isaiah	Osobu	Marriotts	U9 Challenge	2.5	10.550	13	2.0	8.900	18	2.2	10.900	21	1.2	9.600	19	2.2	11.150	21	2.3	9.800	14	60.900	15
213	Raffy	Hansford	Portsmouth	U9 Challenge	2.1	10.550	13	1.0	9.650	9	2.3	10.600	24	1.2	9.200	24	2.0	10.700	25	2.0	9.250	16	59.950	16
232	Seb	Parfitt	YMCA Barry	U9 Challenge	2.2	11.000	7	2.0	10.000	7	2.3	11.800	5	1.2	9.800	16	2.0	11.800	9	1.3	4.900	21	59.300	17
222	Theo	Newbold	Nile Wilson	U9 Challenge	2.5	9.700	23	2.5	9.250	17	2.0	11.300	14	1.2	9.950	10	2.0	10.950	22	2.0	7.850	18	59.000	18
216	Levente	Raduly	Portsmouth	U9 Challenge	2.1	10.900	9	1.0	6.100	26	2.0	10.950	17	1.2	8.900	26	1.8	11.600	11	2.0	9.150	17	57.600	19
233	Luca	Paget	YMCA Barry	U9 Challenge	1.8	10.900	9	2.0	10.950	3	1.6	10.950	17	1.2	8.550	27	2.0	11.500	14	0.3	3.450	22	56.300	20
221	Aneirin (Nye)	Hartley	Gymnastics Reborn	U9 Challenge	2.2	8.850	27	1.0	8.000	23	1.8	10.700	23	0.6	9.200	24	1.3	10.800	24	1.3	6.750	20	54.300	21
223	George	Harrison	Dynamo	U9 Challenge	2.2	9.800	20	1.0	8.800	20	2.6	11.400	12	1.2	9.450	21	2.0	11.500	14	1.0	3.100	25	54.050	22
220	Jonah	Bogue	Gymnastics Reborn	U9 Challenge	2.1	9.300	26	1.0	9.400	13	1.3	6.950	25	0.6	9.700	17	1.5	10.500	26	2.0	7.300	19	53.150	23
214	William	Neil	Portsmouth	U9 Challenge	1.6	10.000	18	1.0	6.550	25	2.3	10.950	17	1.2	10.050	6	2.0	11.250	18	1.0	3.200	24	52.000	24
215	Benas	Kukanaukas	Portsmouth	U9 Challenge	2.1	9.600	24	1.0	5.500	27	2.3	10.850	22	0.6	9.450	21	2.0	11.300	17	1.0	3.250	23	49.950	25
275	Jake	Bull	JS	U9 Challenge	2.2	9.600	24	1.0	9.350	15	1.0	4.400	27	1.2	9.900	13	1.3	9.300	27	1.0	2.000	26	44.550	26
236	Tomos	Pert	Fusion	U9 Challenge	2.2	9.750	22	1.0	8.250	21	1.0	5.650	26	0.6	9.250	23	2.0	11.200	20				44.100	27

2025 LG Mens London Open

Mens Artistic



U10 Challenge

No	Name	Club	Comp	D	FX		D	PH		D	SR		D	VT		D	PB		D	HB		AA		
249	Finn	Clapham	L & D	U10 Challenge	2.8	10.700	12	3.0	11.350	4	2.4	11.600	1	1.2	10.900	4	3.4	12.700	1	3.2	12.000	1	69.250	1
260	Cavell	Griffin	YMCA Barry	U10 Challenge	2.4	10.750	11	3.0	12.100	2	2.4	11.350	3	1.2	10.250	12	2.8	12.350	2	2.3	10.900	10	67.700	2
254	Freddie	Nicholson	Colchester	U10 Challenge	2.4	11.200	5 =	2.0	11.100	5 =	2.1	10.300	15 =	1.4	10.700	6	2.6	11.600	4 =	2.6	11.850	2	66.750	3
253	Luke	Das	The Meapa	U10 Challenge	2.3	10.850	10	2.0	10.900	9	2.4	10.350	14	1.2	10.750	5	2.2	11.450	6 =	2.6	11.800	3	66.100	4
261	Spencer	Payne	YMCA Barry	U10 Challenge	2.3	10.500	15 =	2.0	10.550	10 =	2.4	10.850	6 =	1.2	10.150	16 =	2.8	11.600	4 =	2.3	11.600	4	65.250	5
243	Caleb	Cox	Gymnastics Reborn	U10 Challenge	2.4	10.400	18 =	2.0	11.050	7 =	2.4	10.850	6 =	1.4	11.300	1	2.3	10.600	24	2.3	10.800	12	65.000	6
256	Ted	De Villiers	Retford	U10 Challenge	2.4	11.000	8	3.0	10.550	10 =	2.4	10.650	9 =	1.2	11.050	3	2.3	10.850	20	2.3	10.600	14 =	64.700	7
242	Rory	Windsor	Severn	U10 Challenge	2.5	11.600	2	3.0	12.250	1	2.8	9.850	20	1.2	9.550	22 =	3.4	10.700	21 =	2.6	10.650	13	64.600	8
244	Samuel	Hanson	Basingstoke	U10 Challenge	2.3	10.950	9	2.0	10.500	12	2.1	10.650	9 =	1.2	10.150	16 =	2.2	11.450	6 =	2.3	10.600	14 =	64.300	9
246	Luca	Turner	Basingstoke	U10 Challenge	2.1	10.550	13 =	2.0	11.100	5 =	2.7	11.500	2	1.2	8.300	26	2.3	11.650	3	2.6	10.900	10 =	64.000	10
248	Seth	Grant	L & D	U10 Challenge	2.6	11.200	5 =	2.0	9.750	16 =	1.9	10.400	13	1.2	10.350	9 =	1.8	11.150	11	3.2	11.100	7	63.950	11 =
257	Sebastian	Adams	Uttoxeter	U10 Challenge	2.6	10.550	13 =	2.0	9.750	16 =	2.5	11.050	5	1.2	10.250	12 =	2.5	11.300	9 =	2.9	11.050	8	63.950	11 =
251	Ryan	Hampton	Manx	U10 Challenge	2.4	11.700	1	2.0	10.200	14	2.1	10.850	6 =	1.2	10.200	15	2.3	11.400	8	1.6	9.600	21	63.950	11 =
241	Aaron	Baird	Lasswade	U10 Challenge	2.5	10.000	24	3.0	11.750	3	2.1	9.700	21	1.2	10.250	12 =	2.8	10.950	15 =	2.3	10.250	17	62.900	14
263	Elvis	Spencer	Fusion	U10 Challenge	2.1	11.150	7	1.0	8.750	21	2.6	10.300	15 =	2.0	11.200	2	2.4	11.300	9 =	2.6	9.550	22 =	62.250	15
258	Zak	Hudson	Cheshire	U10 Challenge	2.1	11.250	4	1.0	8.650	22	2.1	9.600	22	1.2	10.300	11	2.3	11.050	13	2.3	10.950	9	61.800	16 =
239	Archie	Wells	Portsmouth	U10 Challenge	2.2	10.350	20 =	1.0	8.850	19	2.4	11.150	4	1.2	10.600	7	2.2	11.100	12	2.3	9.750	20	61.800	16 =
264	Ryan	Dando	Fusion	U10 Challenge	2.3	11.550	3	2.0	10.250	13	1.5	7.050	25	1.2	10.350	9 =	2.5	10.950	15 =	2.3	11.550	5	61.700	18
238	Joseph	Hopkins	Portsmouth	U10 Challenge	2.3	10.400	18 =	1.8	10.100	15	2.4	10.450	12	1.2	10.150	16 =	2.0	10.900	18 =	2.0	8.550	26	60.550	19
252	Jacob	Mcdermott	Nile Wilson	U10 Challenge	2.6	10.350	20 =	2.5	7.750	24 =	1.8	10.650	9 =	1.2	9.950	19	2.3	10.650	23	2.6	10.350	16	59.700	20
259	Henry	Gravell	Rugby	U10 Challenge	2.6	10.100	23	2.0	8.800	20	2.2	9.000	23	1.2	9.650	21	2.8	10.900	18 =	2.6	11.200	6	59.650	21
240	Harris	Wilson	Lasswade	U10 Challenge	2.5	10.500	15 =	2.0	9.250	18	2.1	10.050	18	1.2	9.550	22 =	2.2	10.500	25	1.6	8.800	25	58.650	22
250	Brodie	Hancox	Manx	U10 Challenge	1.9	10.300	22	2.0	8.600	23	1.4	9.900	19	1.2	9.100	25	2.5	11.000	14	1.9	9.550	22 =	58.450	23
255	Joseph	Gent	Retford	U10 Challenge	2.4	9.700	25 =	2.0	11.050	7 =	1.3	7.250	24	1.2	10.400	8	2.0	10.700	21 =	1.3	9.100	24	58.200	24
265	Heath	Francis	Fusion	U10 Challenge	1.7	9.700	25 =	2.0	7.750	24 =	2.1	10.200	17	1.2	9.300	24	3.1	10.950	15 =	2.0	9.800	19	57.700	25
262	Zander	Wardle	Fusion	U10 Challenge	2.3	10.500	15 =	1.0	7.450	26				1.2	9.750	20	2.2	10.100	26	2.3	10.200	18	48.000	26