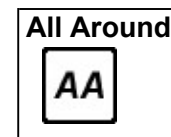
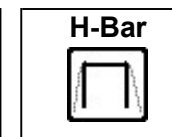
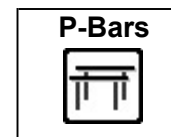
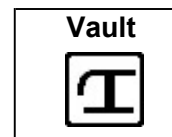
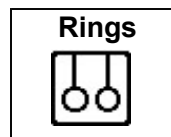


2025 LG Mens London Open

Mens Artistic

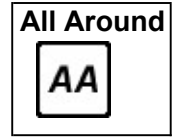
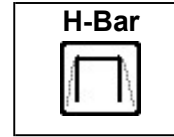
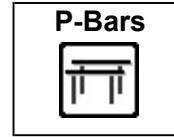
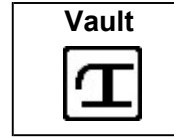
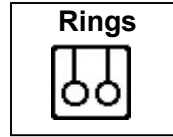

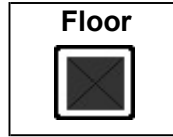


U8 Challenge

No	Name	Club	Comp	D	FX		D	PH		D	SR		D	VT		D	PB		D	HB		AA	
178	Kai Coffey	The Meapa	U8 Challenge	2.7	11.100	4	2.5	11.350	2	2.9	11.500	3	1.6	11.200	1	3.2	11.850	5	3.6	12.500	2	69.500	1
182	Rex Webb Emery	L & D	U8 Challenge	2.6	11.200	3	2.0	10.800	7	2.4	11.550	1	1.6	10.450	8	2.9	12.350	1	3.4	12.800	1	69.150	2
183	Alfie Kasler	Nile Wilson	U8 Challenge	2.6	10.850	11	2.5	11.250	5	2.8	11.300	4	1.6	11.150	2	2.9	12.100	4	3.1	12.350	3	69.000	3
185	Eric Luckie	Colchester	U8 Challenge	2.3	11.400	2	2.0	11.300	4	3.1	11.550	1	1.6	10.550	7	2.6	11.850	5	3.4	12.250	5	68.900	4
266	Zion Veerapen-Bernard	L & D	U8 Challenge	2.6	11.800	1	2.0	10.400	11	2.4	10.800	8	1.6	10.650	6	2.9	12.200	2	3.4	12.350	3	68.200	5
186	Orson Helm	Europa	U8 Challenge	2.5	11.050	5	2.0	10.600	9	2.9	11.150	5	1.6	9.850	13	2.6	11.550	7	2.0	10.900	8	65.100	6
192	Hudson Short	Severn	U8 Challenge	2.3	10.750	13	2.0	11.450	1	2.4	10.000	17	1.6	8.950	17	2.9	12.150	3	2.7	11.500	6	64.800	7
267	Max Hunt	Waveny	U8 Challenge	2.3	9.550	20	2.0	11.050	6	1.6	10.650	12	1.0	10.250	11	2.0	11.500	8	2.0	10.000	15	63.000	8
181	Luca Blackmore	Portsmouth	U8 Challenge	2.5	11.000	7	2.3	9.400	12	2.2	10.350	14	1.6	9.950	12	2.3	11.400	11	2.1	10.300	11	62.400	9
187	Dylan Broad	YMCA Barry	U8 Challenge	2.2	11.050	5	2.0	10.750	8	1.6	10.400	13	1.0	8.750	19	2.0	11.500	8	2.2	9.900	17	62.350	10
193	Isaac Strafford	Severn	U8 Challenge	2.2	9.650	19	2.0	11.350	2	3.2	10.800	8	1.0	9.600	15	2.6	11.450	10	2.0	9.400	19	62.250	11
191	Emerson Marsh	Dynamo	U8 Challenge	2.2	10.750	13	1.0	9.350	13	2.4	10.800	8	1.6	9.000	16	2.3	11.300	12	2.2	10.950	7	62.150	12
184	Antonio Marra	Milton Keynes	U8 Challenge	2.6	11.000	7	2.5	10.450	10	1.7	9.400	19	1.6	10.750	4	2.1	10.250	18	1.8	9.950	16	61.800	13
189	Jude Fleming	Dynamo	U8 Challenge	2.3	11.000	7	1.0	7.550	18	2.4	11.100	6	1.6	10.700	5	2.1	10.750	15	2.0	10.450	10	61.550	14
268	Jake Cleveland	Waveny	U8 Challenge	2.3	10.850	11	1.0	9.250	14	1.6	10.050	16	1.6	10.400	9	2.0	10.650	16	2.4	10.200	13	61.400	15
180	Mateo Celik	Camden	U8 Challenge	2.5	10.150	16	0.8	8.600	15	3.0	10.350	14	1.6	10.900	3	2.3	10.200	19	2.2	10.250	12	60.450	16
177	Arthur Clarke	JS	U8 Challenge	2.4	10.900	10	1.0	8.550	16	2.8	10.850	7	1.0	8.900	18	2.3	11.250	13	2.2	9.800	18	60.250	17
179	Cairo Blackwood	Camden	U8 Challenge	2.4	10.700	15	1.2	8.250	17	2.1	8.700	20	1.6	10.400	9	2.3	10.200	19	3.2	10.850	9	59.100	18
188	Owen Giles	Dynamo	U8 Challenge	2.1	10.100	17	1.0	4.650	19	2.4	10.700	11	0.5	8.350	20	2.0	11.250	13	2.2	10.050	14	55.100	19
190	Roman Cox	Dynamo	U8 Challenge	2.3	10.100	17	1.0	4.100	20	2.1	9.950	18	0.5	9.750	14	2.3	10.650	16	2.2	9.250	20	53.800	20

2025 LG Mens London Open

Mens Artistic

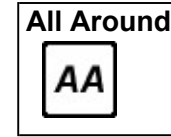
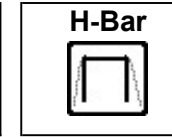
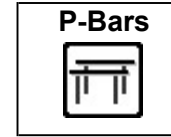
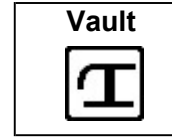
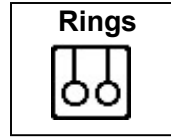

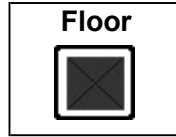


U12 Challenge

No	Name	Club	Comp	D	FX		D	PH		D	SR		D	VT		D	PB		D	HB		AA		
272	Morne	Roos	Waveny	U12 Challenge	2.6	11.350	4 =	2.0	10.550	15 =	2.6	11.700	12 =	1.8	10.900	1 =	3.7	13.350	1 =	2.6	11.350	1 =	69.200	1 =
271	Harry	Cook	Waveny	U12 Challenge	2.6	10.700	21 =	3.0	11.700	5 =	2.8	12.200	1 =	1.2	10.350	6 =	3.4	12.950	3 =	2.9	10.850	2 =	68.750	2 =
154	Harvey	Mathewson	Wolds	U12 Challenge	2.6	10.550	25 =	2.0	11.000	8 =	2.9	12.050	2 =	1.2	10.450	3 =	3.4	13.200	2 =	1.9	10.800	3 =	68.050	3 =
273	Beau	Fayle-Parr	Waveny	U12 Challenge	2.5	11.200	9 =	3.0	12.000	1 =	2.3	11.450	27 =	1.2	10.200	13 =	3.0	12.600	5 =	2.3	10.600	4 =	68.050	3 =
174	Oscar	Sugden	Retford	U12 Challenge	2.6	11.500	3 =	3.0	12.000	1 =	2.8	11.900	6 =	1.2	10.300	9 =	3.3	12.000	20 =	2.3	9.250	25 =	66.950	5 =
144	Arthur	Wand	Milton Keynes	U12 Challenge	2.5	10.500	28 =	3.0	11.800	3 =	2.3	11.650	17 =	1.2	10.000	28 =	3.0	12.450	7 =	2.9	9.950	13 =	66.350	6 =
148	Rohan	Morjaria-Patel	Dynamo	U12 Challenge	2.7	11.150	10 =	3.0	10.650	14 =	3.1	12.050	2 =	1.8	10.150	18 =	2.9	12.100	17 =	2.3	10.100	8 =	66.200	7 =
155	Max	De Luca	Wolds	U12 Challenge	2.4	11.100	11 =	3.0	10.500	19 =	3.2	11.550	19 =	1.8	10.550	2 =	3.4	12.400	10 =	2.2	10.050	9 =	66.150	8 =
270	Logan	Clark-Blyth	Waveny	U12 Challenge	2.5	11.050	13 =	3.0	11.300	6 =	2.6	11.450	27 =	1.2	10.200	13 =	2.9	12.150	15 =	2.3	10.000	11 =	66.150	8 =
147	Theo	Tuttlebee	Colchester	U12 Challenge	2.6	11.250	7 =	2.0	11.200	7 =	2.8	11.450	27 =	1.8	9.250	39 =	3.1	12.700	4 =	2.3	10.200	5 =	66.050	10 =
151	Oliver	Howse	Dynamo	U12 Challenge	2.6	11.050	13 =	3.0	10.550	15 =	2.9	11.800	9 =	1.2	10.350	6 =	2.9	11.950	21 =	2.3	10.200	5 =	65.900	11 =
159	Frankie	Keeler	Portsmouth	U12 Challenge	2.8	11.800	1 =	2.0	10.050	23 =	2.6	11.550	19 =	1.2	9.950	32 =	3.2	12.150	15 =	2.3	9.900	14 =	65.400	12 =
170	Elliott	Nixon	Cheshire	U12 Challenge	2.4	11.750	2 =	2.0	9.800	30 =	2.3	11.500	25 =	1.2	10.400	4 =	2.5	11.750	22 =	2.3	10.050	9 =	65.250	13 =
134	Daniel	O'Hara	Marriotts	U12 Challenge	2.6	10.700	21 =	3.0	10.850	11 =	2.5	11.050	34 =	1.2	10.000	28 =	3.1	12.400	10 =	2.6	10.200	5 =	65.200	14 =
169	Regan	Gill	YMCA Barry	U12 Challenge	2.6	10.950	15 =	3.0	11.000	8 =	2.6	11.500	25 =	1.2	10.050	25 =	2.9	12.450	7 =	2.3	8.850	32 =	64.800	15 =
141	Joseph	Hubinger	Uttoxeter	U12 Challenge	2.4	10.800	20 =	2.0	10.750	12 =	2.2	11.750	11 =	1.2	10.050	25 =	3.3	12.100	17 =	2.3	9.300	24 =	64.750	16 =
136	Austin	Burnage	York City	U12 Challenge	2.2	11.350	4 =	2.0	10.950	10 =	2.6	11.550	19 =	1.2	10.150	18 =	2.2	10.900	33 =	2.3	9.600	23 =	64.500	17 =
149	Rhys	Stewart	Dynamo	U12 Challenge	2.7	11.100	11 =	2.5	10.050	23 =	2.8	11.700	12 =	1.2	10.050	25 =	2.9	12.500	6 =	2.3	9.000	29 =	64.400	18 =
166	George	Graham	Manx	U12 Challenge	2.7	10.450	31 =	2.0	10.550	15 =	2.6	11.550	19 =	1.2	10.250	10 =	3.0	12.300	12 =	2.6	9.200	26 =	64.300	19 =
173	Finley	Dunford	Retford	U12 Challenge	2.6	10.900	17 =	3.0	10.550	15 =	2.9	11.900	6 =	1.2	10.100	22 =	2.2	11.650	23 =	2.3	9.150	27 =	64.250	20 =
139	Lucas	Cadden	York City	U12 Challenge	1.8	10.400	32 =	3.0	10.150	22 =	2.6	11.700	12 =	1.2	10.100	22 =	1.7	11.350	27 =	2.0	10.000	11 =	63.700	21 =
146	Theo	Flatman	Colchester	U12 Challenge	2.5	10.400	32 =	2.0	10.700	13 =	2.3	11.800	9 =	1.2	10.150	18 =	1.7	10.650	34 =	2.3	9.750	19 =	63.450	22 =
165	Dehan	Kruger	Manx	U12 Challenge	1.9	9.450	38 =	1.5	9.950	27 =	2.3	11.550	19 =	1.2	10.250	10 =	3.0	12.250	13 =	2.6	9.900	14 =	63.350	23 =
133	Kieran	Atherley	JS	U12 Challenge	2.8	10.550	25 =	2.0	9.650	33 =	2.8	11.900	6 =	1.2	10.200	13 =	3.4	12.450	7 =	2.3	8.550	35 =	63.300	24 =
143	Brayden	Sammartino	Nile Wilson	U12 Challenge	2.6	10.650	24 =	3.0	9.250	35 =	2.3	11.650	17 =	1.2	9.900	35 =	3.0	12.100	17 =	2.6	9.700	20 =	63.250	25 =
161	Oscar	Stephens	Basingstoke	U12 Challenge	2.1	10.700	21 =	2.0	9.600	34 =	2.1	11.950	4 =	1.2	9.900	35 =	1.7	10.950	32 =	2.0	9.900	14 =	63.000	26 =
140	Benjamin	Rycroft	York City	U12 Challenge	2.3	11.350	4 =	2.0	10.200	21 =	1.8	10.700	37 =	1.2	9.850	37 =	2.2	11.000	31 =	2.0	9.850	18 =	62.950	27 =
175	Ashley	Lambert	Retford	U12 Challenge	2.5	10.550	25 =	3.0	9.750	31 =	3.2	11.700	12 =	1.8	10.200	13 =	2.8	10.600	35 =	2.3	9.700	20 =	62.500	28 =
142	Oliver	Luk	Uttoxeter	U12 Challenge	2.2	10.500	28 =	2.0	10.000	25 =	2.4	11.450	27 =	1.2	10.250	10 =	2.0	10.600	35 =	2.6	9.700	20 =	62.500	28 =
162	Taylor	Whitehead	Gymnastics Reborn	U12 Challenge	1.9	9.000	39 =	2.0	9.750	31 =	3.2	11.950	4 =	1.2	10.000	28 =	3.2	11.650	23 =	2.0	9.900	14 =	62.250	30 =
157	Tate	Frost	Camden	U12 Challenge	2.4	10.900	17 =	2.0	10.000	25 =	2.1	10.900	36 =	1.8	10.350	6 =	2.3	10.600	35 =	2.3	8.700	34 =	61.450	31 =
163	Aidan	Hampton	Manx	U12 Challenge	2.7	10.500	28 =	2.0	9.950	27 =	2.5	11.700	12 =	1.2	9.750	38 =	2.6	11.450	26 =	2.3	8.000	37 =	61.350	32 =
171	Toby	Dodd	Retford	U12 Challenge	2.4	10.950	15 =	2.0	9.850	29 =	2.9	11.550	19 =	1.2	9.950	32 =	2.0	10.550	39 =	2.0	7.750	39 =	60.600	33 =
152	Alastair	Wauters	Dynamo	U12 Challenge	2.4	10.350	34 =	2.0	9.250	35 =	2.6	10.700	37 =	1.2	10.200	13 =	2.9	11.050	29 =	2.0	9.000	29 =	60.550	34 =
167	Rafferty	Cawte	Europa	U12 Challenge	2.2	10.150	37 =	1.0	9.100	38 =	2.3	11.400	31 =	1.2	9.950	32 =	2.3	11.650	23 =	1.6	7.150	40 =	59.400	35 =
137	Zachary	Rycroft	York City	U12 Challenge	2.1	11.250	7 =	1.5	9.100	38 =	1.8	11.200	33 =	1.2	10.100	22 =	1.5	8.300	41 =	1.6	8.500	36 =	58.450	36 =
150	Jack	Honan	Dynamo	U12 Challenge	2.4	10.350	34 =	2.0	6.200	40 =	2.5	10.950	35 =	1.2	10.400	4 =	2.2	11.050	29 =	2.3	8.850	32 =	57.800	37 =
138	Harry	Hopkins	York City	U12 Challenge	2.2	10.250	36 =	1.5	9.200	37 =	2.0	9.900	39 =	1.2	8.850	40 =	2.2	10.600	35 =	1.6	6.700	41 =	55.500	38 =
153	Riley	Arnold	Severn	U12 Challenge	0.0	0.000	41 =	3.0	11.750	4 =	2.8	11.250	32 =	1.2	10.000	28 =	3.1	12.250	13 =	2.6	9.150	27 =	54.400	39 =
145	Paddy	Campbell	Colchester	U12 Challenge	2.5	10.850	19 =	2.0	10.300	20 =				1.2	10.150	18 =	2.0	10.500	40 =	2.0	8.950	31 =	50.750	40 =
164	Jacques	Kruger	Manx	U12 Challenge	1.0	8.950	40 =				0.0	0.000	40 =				2.2	11.300	28 =	2.3	8.000	37 =	28.250	41 =

2025 LG Mens London Open

Mens Artistic



U14 Challenge

No	Name	Club	Comp	D	FX		D	PH		D	SR		D	VT		D	PB		D	HB		AA		
203	Luca	Sugden	Retford	U14 Challenge	2.7	11.350	2	2.5	10.900	2	1.5	9.500	4	1.2	10.700	2	2.1	10.300	5 =	2.6	11.100	1 =	63.850	1
201	Fletcher	Webb	Dynamo	U14 Challenge	2.7	11.600	1	2.5	11.050	1	1.6	9.200	7	1.8	10.550	3	2.0	9.900	8	2.7	10.650	5	62.950	2
194	Alex	Tapp	Exeter	U14 Challenge	2.7	10.850	8	1.5	9.850	7	1.8	9.400	6	1.8	10.350	4	1.9	10.750	3	2.6	11.100	1 =	62.300	3
198	Harry	Taylor	Portsmouth	U14 Challenge	2.7	10.700	9	1.0	9.350	8	1.6	9.650	2 =	1.8	10.850	1	2.0	10.650	4	2.4	10.700	3 =	61.900	4
207	Noah	Lloyd	YMCA Barry	U14 Challenge	2.7	10.900	6 =	2.5	9.950	6	1.4	9.650	2 =	1.8	9.600	9 =	1.8	10.900	2	2.2	10.700	3 =	61.700	5
206	Jacob	Lloyd	YMCA Barry	U14 Challenge	2.9	11.100	3	2.5	10.400	3	1.4	10.100	1	1.8	9.000	13	1.8	11.000	1	2.3	9.400	8	61.000	6
274	Jude	Fayle-Parr	Waveny	U14 Challenge	2.5	10.900	6 =	2.0	9.050	9 =	1.7	9.450	5	2.1	10.150	7 =	2.2	10.300	5 =	2.9	9.250	9	59.100	7
202	Ijaaz	Khaled	Rugby	U14 Challenge	2.6	10.650	10	1.9	10.000	5	1.6	7.450	12	1.8	9.600	9 =	2.0	10.150	7	2.2	9.150	10	57.000	8
197	Daniel	Mann	Camden	U14 Challenge	2.1	10.550	11	1.0	9.050	9 =	1.7	7.150	13	1.8	9.450	11	1.9	9.800	9	2.5	10.500	6	56.500	9
199	Devlin	Hart	Portsmouth	U14 Challenge	2.6	11.000	4	1.0	8.000	11	1.6	9.150	8	2.0	10.150	7 =	1.3	9.000	13	1.9	8.900	11	56.200	10
204	Freddie	Hefferman	Europa	U14 Challenge	2.5	10.500	12	1.0	7.800	12	1.3	7.800	11	1.8	10.300	5	1.7	9.400	12	2.1	10.150	7	55.950	11
196	Otto	Lenssen	Camden	U14 Challenge	1.9	10.950	5	1.0	10.150	4	1.5	9.000	9	1.8	9.150	12	1.8	9.700	10 =	2.0	6.100	12	55.050	12
205	Xavier	Wardle	Fusion	U14 Challenge	1.7	10.350	13				1.4	8.400	10	1.2	10.250	6	1.6	9.700	10 =				38.700	13

U16 Challenge

No	Name	Club	Comp	D	FX		D	PH		D	SR		D	VT		D	PB		D	HB		AA		
56	Dylan	Lowth	Cheshire	U16 Challenge	3.0	11.900	1	2.5	10.100	3	1.9	10.700	1	2.4	10.850	2	2.2	10.900	1	2.9	11.700	1	66.150	1
212	Fionnlagh	Curtis	Retford	U16 Challenge	2.8	11.800	2	2.5	11.150	1	2.2	9.400	4	1.8	10.400	5	2.1	9.200	5	2.6	11.400	2	63.350	2
210	William	Harley	Dynamo	U16 Challenge	2.6	11.050	4	1.5	9.750	5 =	1.5	10.350	2	1.2	10.600	3	1.7	10.450	3	2.6	10.650	4	62.850	3
208	Clayton	Ymeraj	Portsmouth	U16 Challenge	2.6	11.350	3	1.0	10.250	2	1.6	8.900	5	1.2	8.950	6	1.9	10.750	2	2.5	10.750	3	60.950	4
57	Kenny	Macintosh	Cheshire	U16 Challenge	1.9	9.500	6	1.0	9.750	5 =	1.5	9.750	3	1.2	10.550	4	1.3	9.150	6	2.3	8.650	5	57.350	5
209	Jasper	Baker	Portsmouth	U16 Challenge	0.0	0.000	7	2.5	9.850	4	1.3	7.950	6				1.6	10.350	4	1.6	7.400	6	35.550	6
211	Callum	Morris	Rugby	U16 Challenge	2.7	9.950	5	2.5	9.550	7				2.8	11.800	1							31.300	7