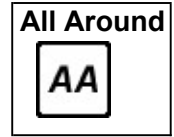
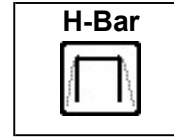
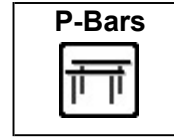
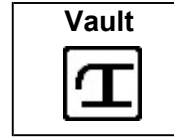
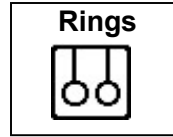

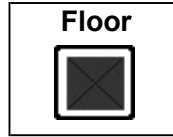


2025 LG Mens London Open

Mens Artistic



Max Whitlock U14

No	Name	Club	Comp	D	FX		D	PH		D	SR		D	VT		D	PB		D	HB		AA		
13	Dylan	Wright	South Essex	Max Whitlock U14	3.2	12.300	4 =	4.3	11.650	3	2.9	10.750	3	3.6	12.150	3 =	3.7	10.800	15 =	2.7	11.450	3 =	69.100	1
30	Noah	Mountford	City of Birmingham	Max Whitlock U14	3.5	12.300	4 =	3.4	11.750	2	1.8	9.700	18	2.4	11.350	5	2.8	11.450	4	2.5	11.450	3 =	68.000	2
29	Mase	Henderson	City of Birmingham	Max Whitlock U14	3.3	12.400	3	3.7	11.150	5	2.0	10.350	8	2.4	10.800	16	3.1	11.400	5 =	2.0	11.750	2	67.850	3
17	Leo	Cozens-Boutall	South Essex	Max Whitlock U14	3.6	12.700	1	3.4	11.400	4	2.5	11.050	2	2.4	11.300	6	3.5	11.050	8 =	1.9	10.250	13	67.750	4
35	Leo	Trandaburu	Pegasus	Max Whitlock U14	3.4	11.300	16 =	2.1	10.650	9	2.3	9.500	20	3.6	12.300	2	2.1	11.050	8 =	2.2	11.050	5	65.850	5
40	Jacob	Wong	Heathrow	Max Whitlock U14	2.5	11.700	10 =	2.5	10.950	6	1.5	10.500	4	1.2	10.550	23	1.9	11.700	3	1.5	10.300	12	65.700	6
25	Kieran	Harris	Portsmouth	Max Whitlock U14	3.2	12.250	6	2.1	10.500	10	2.1	10.300	9	2.0	10.900	11 =	2.8	11.400	5 =	1.9	9.450	24 =	64.800	7
18	Jakub	Hepurker	City of Newcastle	Max Whitlock U14	3.5	11.600	14 =	2.2	8.800	22 =	2.3	10.450	5 =	3.6	12.150	3 =	3.0	10.650	20 =	1.8	10.650	8 =	64.300	8
15	Harry	Smallshaw	South Essex	Max Whitlock U14	3.0	11.700	10 =	3.1	10.800	7	2.7	11.200	1	2.8	10.250	29 =	3.0	10.100	25 =	2.4	10.200	14	64.250	9
39	Oscar	Conway	Heathrow	Max Whitlock U14	3.9	12.550	2	2.4	8.050	27	2.2	8.550	30 =	3.6	12.450	1	2.7	11.800	1	2.1	10.650	8 =	64.050	10
48	Isaac	Ralph	Diamonds	Max Whitlock U14	3.0	11.700	10 =	1.9	9.950	13 =	1.7	9.850	15 =	1.2	10.700	17 =	1.9	11.000	10	1.6	10.700	7	63.900	11
36	Andrew	Cloy	Marriotts	Max Whitlock U14	3.4	10.850	22 =	2.3	10.000	12	1.8	10.450	5 =	1.2	10.350	27 =	2.0	10.950	11	2.0	10.800	6	63.400	12
28	Zak	Jones	Portsmouth	Max Whitlock U14	3.2	11.850	8	1.9	9.900	15	2.2	10.050	13 =	2.0	10.650	20	2.3	10.700	19	1.7	9.650	21 =	62.800	13
26	Jensen	Redman	Portsmouth	Max Whitlock U14	2.6	11.800	9	1.9	9.450	19 =	2.2	9.550	19	2.0	10.600	21 =	2.3	10.800	15 =	1.7	10.100	15	62.300	14
46	Alfie	Jenkinson	City Of Manchester	Max Whitlock U14	3.0	11.600	14 =	1.9	8.800	22 =	2.1	8.550	30 =	2.4	11.250	7	2.7	11.200	7	2.1	10.350	11	61.750	15
22	Jack	Jones	Retford	Max Whitlock U14	2.9	10.750	26	1.9	10.250	11	1.7	9.300	24 =	1.8	11.150	9	2.2	10.750	18	1.9	9.400	26 =	61.600	16
24	Reuben	Mcbain	Aberdeen	Max Whitlock U14	3.3	10.800	25	1.9	9.200	21	1.7	9.450	21 =	2.0	11.200	8	2.4	10.850	14	1.7	9.650	21 =	61.150	17
33	Brodie	Dunn	Pegasus	Max Whitlock U14	2.6	10.900	21	1.9	9.950	13 =	1.8	10.100	12	2.0	10.700	17 =	2.4	8.950	31	1.9	10.500	10	61.100	18
23	Max	Robson	Aberdeen	Max Whitlock U14	2.7	10.200	28	2.0	9.600	18	1.7	9.450	21 =	1.8	10.700	17 =	2.4	10.900	12 =	1.7	10.000	17	60.850	19
38	Liem	Attrill	Heathrow	Max Whitlock U14	2.7	11.700	10 =	2.5	10.700	8	1.9	10.450	5 =	2.0	10.350	27 =	1.8	8.200	34	1.7	9.150	28	60.550	20
34	Benjamin	Ellis	Pegasus	Max Whitlock U14	2.8	11.150	18	2.1	9.650	16 =	1.7	9.850	15 =	2.0	10.900	11 =	2.2	8.700	32	1.5	10.050	16	60.300	21
14	Sebastian	Solomos	South Essex	Max Whitlock U14	3.4	11.950	7	3.0	9.450	19 =	2.2	10.150	10 =	2.0	10.850	15	2.5	7.150	35	1.9	9.750	19	59.300	22
21	Ryan	Timms	Rugby	Max Whitlock U14	2.9	10.850	22 =	2.2	8.550	26	2.0	9.300	24 =	2.0	11.000	10	2.8	9.750	27 =	1.8	8.900	30	58.350	23
20	Lincoln	Brown	City of Newcastle	Max Whitlock U14	2.9	11.300	16 =	2.1	7.250	29	1.7	9.400	23	1.8	10.900	11 =	1.9	10.250	23 =	1.7	8.950	29	58.050	24
19	Joshua	May	City of Newcastle	Max Whitlock U14	2.4	9.700	31	1.9	8.700	24 =	1.7	9.250	26	2.0	9.350	34	2.0	10.100	25 =	1.7	9.400	26 =	56.500	25
45	Nathan	Armstrong	West Lothian	Max Whitlock U14	2.5	11.100	19	1.7	7.100	30	1.7	8.350	32 =	1.8	9.850	31 =	2.1	10.250	23 =	1.5	9.450	24 =	56.100	26
47	Sonny-John	Breffitt	Notts	Max Whitlock U14	2.8	9.900	30	1.9	9.650	16 =	1.9	7.550	35	2.4	9.850	31 =	2.3	8.600	33	1.8	9.650	21 =	55.200	27
37	Oakley	Gill	Wolds	Max Whitlock U14	1.9	7.350	34	2.6	7.900	28	1.8	8.700	27	1.8	10.400	26	1.6	10.400	22	1.9	9.900	18	54.650	28
43	Zachariah	Cope	Uttoxeter	Max Whitlock U14	2.6	10.950	20	1.3	4.000	33	1.7	10.150	10 =	1.2	9.400	33	2.0	10.650	20 =	1.5	8.800	31	53.950	29
51	Daniel	Waddoups	Swallows Of Helston	Max Whitlock U14	2.7	10.000	29	1.9	8.700	24 =	1.7	8.600	28 =	1.2	10.250	29 =	2.0	10.800	15 =	1.2	4.450	33	52.800	30
49	Maesyn	Stewart	Lasswade	Max Whitlock U14	2.7	7.750	33	1.8	5.500	31	1.7	8.600	28 =	2.0	10.900	11 =	2.0	9.300	29 =	2.0	9.700	20	51.750	31
44	Findlay	Raeburn	West Lothian	Max Whitlock U14	2.5	10.850	22 =	1.7	5.450	32	1.7	8.350	32 =	1.2	10.500	24	1.9	9.750	27 =	1.3	6.400	32	51.300	32
32	Griff	Porter	Fusion	Max Whitlock U14	2.6	9.050	32	1.1	1.100	35	1.8	10.050	13 =	1.2	10.450	25	1.9	10.900	12 =	1.7	4.250	34	45.800	33
16	Reuben Arnold Foster	Montrose	South Essex	Max Whitlock U14				4.6	12.400	1	2.3	9.750	17				3.0	11.750	2	2.2	11.800	1	45.700	34
50	Sam	Kaye	Swallows Of Helston	Max Whitlock U14	2.1	10.700	27	1.6	2.500	34	1.7	8.050	34	1.2	10.600	21 =	2.0	9.300	29 =	1.0	1.850	35	43.000	35