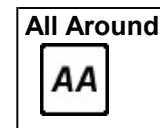
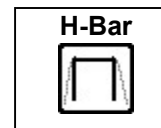
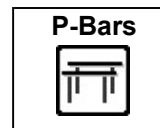
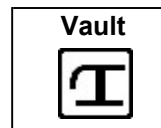
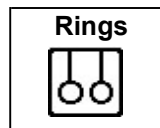


2025 WG MAG+WAG Championships

Mens Artistic

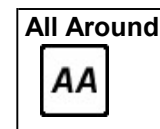
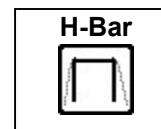
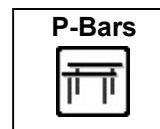
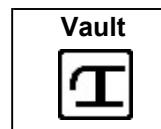
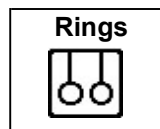


MAG U10 Closed

No	Name	Club	Comp	D	FX		D	PH		D	SR		D	VT		D	PB		D	HB		AA		
235	Danny	Cox	VGA	MAG U10 Closed	2.5	11.000	1	0.0	9.684	3	= 0.0	9.134	3	0.0	9.634	5	0.0	9.734	1	1.5	10.800	2	59.986	1
246	Isaac	Lloyd	YMCA Barry	MAG U10 Closed	2.0	10.850	3	= 0.0	10.000	1	0.0	9.300	1	= 0.0	9.667	3	= 0.0	8.867	3	1.5	10.967	1	59.651	2
245	Lloyd	Morris	Swansea	MAG U10 Closed	2.0	10.650	6	0.0	9.700	2	0.0	9.300	1	= 0.0	9.800	1	0.0	8.334	7	= 1.5	10.167	4	57.951	3
243	Charlie	Cavill	Swansea	MAG U10 Closed	1.9	10.950	2	0.0	8.934	8	0.0	8.900	4	0.0	9.667	3	= 0.0	8.400	6	1.5	10.100	5	56.951	4
244	Jude	Jones	Swansea	MAG U10 Closed	1.8	10.250	9	0.0	8.967	7	0.0	7.800	6	0.0	9.534	8	0.0	8.667	4	1.5	9.800	7	55.018	5
249	Kobe	Scott	YMCA Barry	MAG U10 Closed	1.8	10.350	8	0.0	9.684	3	= 0.0	7.200	9	= 0.0	9.234	12	0.0	8.900	2	1.5	9.567	10	54.935	6
239	Ryan	Dando	Fusion	MAG U10 Closed	1.7	10.850	3	= 0.0	8.800	9	0.0	8.367	5	0.0	9.500	9	0.0	7.667	11	1.5	9.634	9	54.818	7
247	Spencer	Payne	YMCA Barry	MAG U10 Closed	1.8	10.100	11	0.0	9.250	6	0.0	7.200	9	= 0.0	9.434	10	0.0	8.267	9	1.5	10.500	3	54.751	8
240	Maxwell	Morgan	Fusion	MAG U10 Closed	1.9	10.400	7	0.0	8.617	10	0.0	7.467	7	0.0	9.600	6	= 0.0	8.567	5	1.5	9.867	6	54.518	9
248	Cavell	Griffin	YMCA Barry	MAG U10 Closed	1.8	9.900	12	0.0	9.284	5	0.0	6.900	11	0.0	9.267	11	0.0	8.334	7	= 1.5	8.767	11	52.452	10
238	Heath	Francis	Fusion	MAG U10 Closed	1.9	10.750	5	0.0	7.867	12	0.0	6.634	13	0.0	9.734	2	0.0	7.634	12	1.5	9.667	8	52.286	11
236	Zander	Wardle	Fusion	MAG U10 Closed	1.8	10.200	10	0.0	6.800	13	0.0	7.367	8	0.0	9.600	6	= 0.0	7.334	13	1.5	8.700	12	50.001	12
251	Mason	Parker	CCYC	MAG U10 Closed	1.6	9.400	14	0.0	8.417	11	0.0	6.700	12	0.0	9.134	13	0.0	7.700	10	0.0	4.900	13	46.251	13
241	Tomos	Pert	Fusion	MAG U10 Closed	1.6	9.750	13	0.0	4.834	14	0.0	6.167	14	0.0	8.700	14	0.0	7.300	14	0.0	3.400	14	40.151	14

2025 WG MAG+WAG Championships

Mens Artistic



MAG U12 Closed

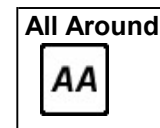
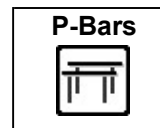
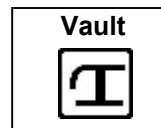
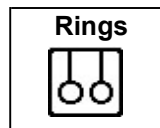
No	Name	Club	Comp	D	FX		D	PH		D	SR		D	VT		D	PB		D	HB		AA		
231	Thomas	Welch	Fusion	MAG U12 Closed	2.6	10.250	4 =	1.4	8.167	2	1.8	10.034	2	2.0	10.934	2	1.9	11.300	1	1.5	5.867	3	56.552	1
230	Zachary	Yau-Jones	Bangor	MAG U12 Closed	2.1	10.300	3	1.7	7.600	3	1.4	9.467	3	1.2	10.067	7	1.8	9.634	5	1.3	8.267	1	55.335	2
233	Adam	Bartlett	Swansea	MAG U12 Closed	2.4	11.400	1	1.3	4.934	6	1.4	10.367	1	1.2	11.100	1	1.3	10.134	4	1.2	7.234	2	55.169	3
228	Dewi	Thomas	Fusion	MAG U12 Closed	2.1	10.250	4 =	1.4	6.900	4	1.6	8.467	7	1.2	10.600	3	1.8	9.467	6	0.6	2.600	4	48.284	4
227	Will	Harris	VGA	MAG U12 Closed	2.2	9.400	7	1.6	5.500	5	1.5	8.800	6	1.2	10.134	6	1.9	10.534	2				44.368	5
229	Tobias	Morgan	Fusion	MAG U12 Closed	2.1	9.750	6	0.7	0.700	7	1.4	9.334	4	1.2	10.467	4	1.9	10.167	3				40.418	6
234	Regan	Gill	YMCA Barry	MAG U12 Closed	1.9	10.650	2	1.7	9.367	1	1.3	9.234	5	1.2	10.234	5							39.485	7

MAG U12 Open

No	Name	Club	Comp	D	FX		D	PH		D	SR		D	VT		D	PB		D	HB		AA		
222	Thomas	Kinnell	Notts	MAG U12 Open	3.5	11.350	2	1.5	8.767	5	1.6	9.567	6	2.4	11.067	3	2.9	9.334	11	1.9	10.200	2	60.285	1
221	Zachary	Aladin	Notts	MAG U12 Open	2.9	10.400	4	1.5	9.734	3	1.6	9.834	5	2.0	10.367	7	2.0	10.300	5	1.8	8.867	4	59.502	2
223	Frederick	Mann	Notts	MAG U12 Open	2.9	9.500	9	1.5	9.967	2	1.7	9.500	7	1.8	9.234	11	2.0	10.567	3	1.8	10.000	3	58.768	3
231	Thomas	Welch	Fusion	MAG U12 Open	2.6	10.250	6 =	1.4	8.167	6	1.8	10.034	4	2.0	10.934	4	1.9	11.300	1	1.5	5.867	8	56.552	4
218	Isaac	Ndoro	South Essex	MAG U12 Open				4.3	11.534	1	2.9	10.800	1	3.6	12.367	1	2.8	10.800	2	2.8	10.767	1	56.268	5
230	Zachary	Yau-Jones	Bangor	MAG U12 Open	2.1	10.300	5	1.7	7.600	7	1.4	9.467	8	1.2	10.067	10	1.8	9.634	9	1.3	8.267	6	55.335	6
233	Adam	Bartlett	Swansea	MAG U12 Open	2.4	11.400	1	1.3	4.934	10	1.4	10.367	2	1.2	11.100	2	1.3	10.134	7	1.2	7.234	7	55.169	7
224	Ayodeji	Akinwolere	Notts	MAG U12 Open	2.8	9.400	10 =	0.6	3.200	11	1.4	10.200	3	1.2	8.600	12	2.3	9.967	8	1.4	8.634	5	50.001	8
228	Dewi	Thomas	Fusion	MAG U12 Open	2.1	10.250	6 =	1.4	6.900	8	1.6	8.467	12	1.2	10.600	5	1.8	9.467	10	0.6	2.600	9	48.284	9
227	Will	Harris	VGA	MAG U12 Open	2.2	9.400	10 =	1.6	5.500	9	1.5	8.800	11	1.2	10.134	9	1.9	10.534	4				44.368	10
229	Tobias	Morgan	Fusion	MAG U12 Open	2.1	9.750	8	0.7	0.700	12	1.4	9.334	9	1.2	10.467	6	1.9	10.167	6				40.418	11
234	Regan	Gill	YMCA Barry	MAG U12 Open	1.9	10.650	3	1.7	9.367	4	1.3	9.234	10	1.2	10.234	8							39.485	12

2025 WG MAG+WAG Championships

Mens Artistic



MAG U14 Closed

No	Name	Club	Comp	D	FX		D	PH		D	SR		D	VT		D	PB		D	HB		AA		
209	Reuben	Burns	YMCA Barry	MAG U14 Closed	2.6	11.550	1	2.7	10.034	2	2.0	9.934	3	1.2	10.634	3	1.9	11.100	1	1.9	10.167	1	63.419	1
216	Griffyn	Porter	Fusion	MAG U14 Closed	2.2	10.800	5	1.9	9.734	3	1.9	10.234	1	1.2	10.034	6	1.9	11.067	2	1.5	9.934	3	61.803	2
210	Jamie	Tran	YMCA Barry	MAG U14 Closed	2.7	10.450	7	2.8	10.734	1	1.9	9.000	4	1.2	10.667	2	2.2	11.000	3	1.9	9.767	4	61.618	3
211	Levi	Scott	YMCA Barry	MAG U14 Closed	2.6	11.350	2	1.7	3.500	7	1.6	8.434	5	1.8	10.834	1	2.0	10.734	5	1.7	10.067	2	54.919	4
215	Rohan	Sharma	Fusion	MAG U14 Closed	2.2	10.500	6	1.7	6.300	6	1.6	10.234	1	1.8	9.667	7	1.9	10.967	4	0.8	3.367	5	51.035	5
212	Jacob	Lloyd	YMCA Barry	MAG U14 Closed	2.3	11.300	3	1.9	9.267	4				1.8	10.567	4							31.134	6
213	Noah	Lloyd	YMCA Barry	MAG U14 Closed	2.7	11.050	4	1.9	9.034	5				1.8	10.400	5							30.484	7

MAG U14 Open

No	Name	Club	Comp	D	FX		D	PH		D	SR		D	VT		D	PB		D	HB		AA		
201	Kaydn	Jackson	South Essex	MAG U14 Open	4.5	12.800	1	4.5	13.334	1	3.7	12.000	1	4.4	13.400	1	4.6	11.800	1	4.5	10.200	5	73.534	1
207	Dylan	Wright	South Essex	MAG U14 Open	3.2	11.750	3	4.3	11.467	4	2.9	11.467	2	3.6	11.500	4	3.8	11.500	3	2.5	10.967	2	68.651	2
202	Deshai	Knights	South Essex	MAG U14 Open	2.9	11.450	6	3.2	8.434	11	2.5	9.200	7	3.6	11.900	3	3.6	11.800	1	3.3	11.534	1	64.318	3
209	Reuben	Burns	YMCA Barry	MAG U14 Open	2.6	11.550	5	2.7	10.034	7	2.0	9.934	5	1.2	10.634	8	1.9	11.100	4	1.9	10.167	6	63.419	4
216	Griffyn	Porter	Fusion	MAG U14 Open	2.2	10.800	11	1.9	9.734	8	1.9	10.234	3	1.2	10.034	13	1.9	11.067	5	1.5	9.934	8	61.803	5
210	Jamie	Tran	YMCA Barry	MAG U14 Open	2.7	10.450	13	2.8	10.734	5	1.9	9.000	9	1.2	10.667	7	2.2	11.000	6	1.9	9.767	9	61.618	6
204	Harry	Smallshaw	South Essex	MAG U14 Open	2.9	11.650	4	2.9	8.300	12	2.1	9.500	6	2.4	10.100	12	2.4	9.867	10	2.1	10.600	4	60.017	7
217	Isaac	Price	Olympus GC	MAG U14 Open	2.1	10.900	10	2.2	10.534	6	1.9	9.200	7	1.2	10.434	10	2.1	9.734	11	1.8	8.900	10	59.702	8
226	Mase	Henderson	City of Birmingham	MAG U14 Open	3.3	12.150	2	3.3	11.667	3				2.4	10.967	5	2.9	10.700	9	1.9	10.967	2	56.451	9
211	Levi	Scott	YMCA Barry	MAG U14 Open	2.6	11.350	7	1.7	3.500	14	1.6	8.434	10	1.8	10.834	6	2.0	10.734	8	1.7	10.067	7	54.919	10
215	Rohan	Sharma	Fusion	MAG U14 Open	2.2	10.500	12	1.7	6.300	13	1.6	10.234	3	1.8	9.667	14	1.9	10.967	7	0.8	3.367	11	51.035	11
212	Jacob	Lloyd	YMCA Barry	MAG U14 Open	2.3	11.300	8	1.9	9.267	9				1.8	10.567	9							31.134	12
213	Noah	Lloyd	YMCA Barry	MAG U14 Open	2.7	11.050	9	1.9	9.034	10				1.8	10.400	11							30.484	13
203	Reuben	Montrose	South Essex	MAG U14 Open				4.2	11.967	2				3.6	11.967	2	0.0	0.000	12				23.934	14