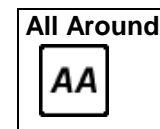
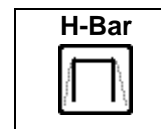
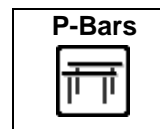
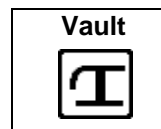
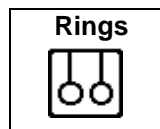


# 2024 LG MLO

## Mens Artistic



U9 Challenge

No	Name	Club	Comp	D	FX		D	PH		D	SR		D	VT		D	PB		D	HB		AA		
293	Ollie	Baum	Leeds	U9 Challenge	2.6	11.250	2 =	3.0	10.800	6 =	2.1	11.600	3	1.6	11.000	2	3.5	12.700	1	2.9	12.400	1	69.750	1
263	Alfie	Clark	Northampton	U9 Challenge	2.5	11.300	1	2.0	11.150	2	3.1	12.100	1	1.6	10.650	9 =	3.0	11.150	7	2.6	12.300	3	68.650	2
289	Jack	Marshall	Wolds	U9 Challenge	2.6	11.050	5	2.0	10.400	12	2.6	11.200	5 =	1.6	11.050	1	3.4	12.150	2	2.9	11.450	7	67.300	3
270	Isaac	Keedwell	Fusion Wales	U9 Challenge	2.5	11.150	4	2.0	10.850	5	2.7	11.200	5 =	1.6	10.300	20	2.5	11.000	8	2.3	11.500	5 =	66.000	4
261	Logan	Betts	Northampton	U9 Challenge	2.7	10.750	9	2.0	10.550	11	2.6	11.900	2	1.6	10.050	24	3.0	10.100	21	2.6	12.350	2	65.700	5
277	Henry	Brown	Penryn	U9 Challenge	2.6	10.700	10 =	2.0	10.650	9	2.1	10.950	7 =	1.6	10.450	14	2.9	12.100	3	2.9	10.800	11	65.650	6
292	Thomas	Button	Leeds	U9 Challenge	2.5	10.100	21 =	2.0	10.750	8	2.1	10.300	12 =	1.6	10.850	4	2.7	11.550	4	2.9	11.300	8	64.850	7
262	Luca	Faulkner Markie	Northampton	U9 Challenge	2.6	9.800	24	2.0	10.350	13	2.6	10.300	12 =	1.6	10.000	25 =	2.8	10.250	19 =	2.6	11.900	4	62.600	8 =
295	Spencer	Payne	YMCA Barry	U9 Challenge	2.3	10.400	16	2.0	10.900	4	2.4	9.650	21	1.6	9.650	29 =	2.7	11.450	5	2.3	10.550	12	62.600	8 =
291	Ted	De Villiers	Retford	U9 Challenge	2.6	10.100	21 =	2.0	11.100	3	2.1	10.300	12 =	1.6	10.700	7 =	2.6	10.650	12	1.3	9.350	20	62.200	10
281	Leon	Blondel-Tapper	Exeter	U9 Challenge	2.5	10.100	21 =	2.0	8.900	23	2.7	11.450	4	1.6	10.700	7 =	2.7	10.550	13 =	2.0	10.450	14	62.150	11 =
265	Rhylee	Taylor-Day	Pipers Vale	U9 Challenge	2.4	10.850	6 =	2.0	8.550	26	2.4	9.950	18	1.6	10.550	12	2.8	11.350	6	2.3	10.900	10	62.150	11 =
287	Caleb	Cox	Gymnastics Reborn	U9 Challenge	2.3	10.450	15	2.0	10.800	6 =	2.4	10.750	10	1.6	10.500	13	2.1	10.300	16 =	2.3	9.000	22 =	61.800	13
284	Archie	Wells	Portsmouth	U9 Challenge	2.0	10.850	6 =	1.0	7.850	30	2.4	10.400	11	1.6	10.400	15 =	2.3	10.350	15	2.0	10.500	13	60.350	14
283	Ryan	Hampton	Manx Gym	U9 Challenge	2.4	10.700	10 =	1.0	9.900	15 =	1.6	7.850	31	1.6	10.750	6	2.5	10.750	10	2.0	9.700	17	59.650	15 =
264	Harry	Tooke	Pipers Vale	U9 Challenge	2.2	9.750	25 =	1.0	9.500	18 =	2.1	9.850	19	1.6	10.200	22	2.3	10.300	16 =	2.3	10.050	15	59.650	15 =
274	Elvis Mikey	Spencer	Fusion Wales	U9 Challenge	2.2	9.600	28 =	1.0	8.850	24	2.4	8.300	28	1.6	10.800	5	3.0	10.850	9	2.3	10.950	9	59.350	17
273	Heath	Francis	Fusion Wales	U9 Challenge	2.5	10.350	17 =	1.0	9.550	17	2.1	9.550	22	1.6	10.400	15 =	2.0	9.500	26	2.3	9.650	18	59.000	18
271	Zander Joseph	Wardle	Fusion Wales	U9 Challenge	2.4	10.350	17 =	1.0	8.250	27 =	1.9	10.250	15	1.6	10.350	18 =	1.8	10.300	16 =	2.3	9.450	19	58.950	19
294	Zak	Hudson	Cheshire	U9 Challenge	2.4	11.250	2 =	1.0	9.900	15 =	1.1	6.100	33	1.6	10.250	21	2.5	9.750	22 =	2.3	11.500	5 =	58.750	20
296	Cavell	Griffin	YMCA Barry	U9 Challenge	2.3	10.600	12 =	3.0	12.250	1	2.4	10.850	9	0.6	9.550	31	2.7	10.550	13 =	1.0	4.700	26	58.500	21
285	Joseph	Hopkins	Portsmouth	U9 Challenge	2.0	10.200	19 =	1.0	9.500	18 =	2.4	10.150	16	1.6	9.650	29 =	2.5	9.550	24 =	2.0	9.150	21	58.200	22
276	Freddie	Mabbett	City of Newcastle	U9 Challenge	2.3	9.450	31	1.0	10.000	14	1.4	7.700	32	1.6	10.400	15 =	2.5	10.700	11	2.0	9.750	16	58.000	23
278	Alex	Sawicki	Notts	U9 Challenge	2.3	9.750	25 =	2.0	9.150	21	1.8	8.750	26 =	1.6	10.100	23	2.0	9.400	27	1.3	9.000	22 =	56.150	24
266	Oscar	Evans	Pipers Vale	U9 Challenge	2.1	10.800	8	1.0	6.950	31	2.1	10.100	17	1.6	10.650	9 =	2.3	9.750	22 =	1.3	4.800	25	53.050	25
282	Rafa	Hutton	Exeter	U9 Challenge	2.3	9.600	28 =	2.0	9.250	20	2.4	10.950	7 =	1.6	9.100	32	2.7	10.250	19 =	1.0	2.800	29	51.950	26
275	Tristan	Bigley	City of Newcastle	U9 Challenge	2.4	10.600	12 =	2.0	10.600	10	2.1	9.450	23	1.6	10.950	3	2.2	9.550	24 =				51.150	27
279	Frankie	Lawrence	Eclipse	U9 Challenge	2.2	9.150	33	1.0	5.850	32	1.6	9.200	25	1.6	10.350	18 =	1.8	8.950	28	0.9	6.750	24	50.250	28
268	Teddy	Smith	Huntingdon Olympic	U9 Challenge	2.1	10.500	14	2.0	8.250	27 =	1.7	9.700	20	1.6	9.700	27 =	1.8	7.300	33	1.0	4.100	27	49.550	29
288	Oxley	Greener	Swindon	U9 Challenge	2.1	9.700	27	1.0	8.200	29	1.6	8.000	30	1.6	10.650	9 =	1.8	7.950	31	1.0	3.400	28	47.900	30
280	Taylor	Williams	Eclipse	U9 Challenge	2.2	10.200	19 =	1.0	9.100	22	1.6	9.300	24	1.6	10.000	25 =	1.8	8.300	29				46.900	31
267	George	Zhang	Huntingdon Olympic	U9 Challenge	2.1	9.600	28 =	1.0	8.750	25	1.3	8.150	29	1.6	9.700	27 =	1.8	7.850	32	0.3	2.300	31	46.350	32
269	Dominick	Hulea	Huntingdon Olympic	U9 Challenge	1.5	9.200	32	1.0	2.200	33	1.6	8.750	26 =	0.6	8.100	33	1.8	8.150	30	0.3	2.600	30	39.000	33