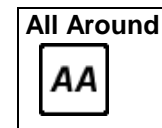
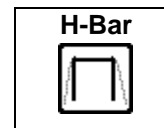
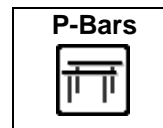
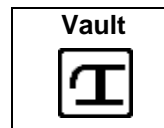
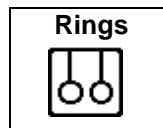


# 2024 LG MLO

## Mens Artistic



Peter Moore U18

No	Name	Club	Comp	D	FX		D	PH		D	SR		D	VT		D	PB		D	HB		AA		
130	Sol	Scott	Huntingdon Olympic	Peter Moore U18	5.1	13.600	1	4.8	13.000	1	4.0	12.800	3	5.2	14.634	1	4.6	13.467	1	4.3	12.034	1	79.535	1
117	Trigg	Dudley	Heathrow	Peter Moore U18	4.5	13.267	2	3.8	12.100	2	4.1	12.767	4	4.0	12.967	9	4.2	12.867	2	3.8	11.567	3	75.535	2
111	Oliver	Porter	Woking	Peter Moore U18	4.6	12.700	5	3.9	10.900	5	4.2	13.134	2	4.0	13.134	4	4.1	12.100	5	4.0	11.567	3	73.535	3
134	Luca	Robinson	City of Newcastle	Peter Moore U18	4.7	12.300	7	3.8	11.900	4	3.8	12.300	6	4.8	13.100	5	4.1	11.100	14	3.4	11.200	6	71.900	4
127	Kieran	Rockett	Europa	Peter Moore U18	3.8	11.834	12	3.7	10.900	5	4.4	13.434	1	4.8	13.000	7	4.4	11.700	8	3.3	10.500	11	71.368	5
120	Kyle	Millar	West Lothian	Peter Moore U18	4.8	13.134	3	3.4	10.167	11	4.1	12.134	7	4.0	13.000	7	3.3	10.034	21	3.3	11.567	3	70.036	6
124	Rocco	Grech	Manchester Academy	Peter Moore U18	4.4	13.000	4	3.9	12.100	2	2.9	8.467	22	4.0	13.267	3	3.5	12.134	4	2.9	10.234	13	69.202	7
122	Gregor	Happs	West Lothian	Peter Moore U18	4.5	11.767	13	2.9	10.867	7	3.0	10.567	13	4.0	11.967	17	3.9	11.700	8	2.6	10.034	16	66.902	8
132	Charlie	Swarbrook	City of Newcastle	Peter Moore U18	4.5	10.300	21	2.4	10.767	8	3.6	11.934	8	4.0	12.334	13	3.6	11.234	13	2.7	9.600	17	66.169	9
136	Jack	Kershaw	Diamonds	Peter Moore U18	5.0	11.267	20	3.6	9.300	14	3.1	11.434	9	4.8	13.067	6	3.6	10.367	17	2.6	10.700	9	66.135	10
123	Moray	Gault	Aberdeen	Peter Moore U18	4.8	11.667	15	2.3	9.467	13	3.7	9.834	19	3.6	12.500	11	3.5	12.000	7	3.6	10.534	10	66.002	11
118	Harry	Eyres	Manx Gym	Peter Moore U18	3.8	12.267	8	1.9	8.767	17	3.0	10.700	11	3.2	11.900	20	3.2	11.667	10	2.5	10.300	12	65.601	12
112	Luke	Everett	Woking	Peter Moore U18	3.7	12.134	9	3.5	10.300	10	2.8	8.967	20	3.2	11.934	18	2.5	11.367	12	3.1	10.767	8	65.469	13
115	Chris	Williamson	City of Glasgow	Peter Moore U18	3.7	11.967	11	2.2	10.600	9	2.3	10.467	15	3.2	12.300	15	3.0	10.267	20	2.3	9.300	19	64.901	14
133	Finlay	Martin	City of Newcastle	Peter Moore U18	4.1	11.567	16	2.4	8.734	18	2.7	10.334	17	4.0	12.700	10	3.3	10.467	16	2.5	10.200	14	64.002	15
135	Ben	Julian	Diamonds	Peter Moore U18	3.4	11.734	14	2.9	10.000	12	2.4	10.500	14	2.2	11.200	22	3.2	10.367	17	2.9	8.934	20	62.735	16
116	Thomas	Harrison	Dynamo	Peter Moore U18	3.8	9.400	22	2.1	8.834	16	3.1	10.734	10	3.2	12.334	13	2.2	10.300	19	2.4	9.367	18	60.969	17
125	Finley	Homfray-Cooper	Marriotts	Peter Moore U18	4.7	12.367	6	0.0	0.000	23	3.6	10.700	11	4.4	13.467	2	3.4	12.034	6	3.5	11.034	7	59.602	18
119	Charlie	Hulme	Uttoxeter	Peter Moore U18	3.7	12.000	10	2.2	8.567	19	2.3	5.867	23	3.2	12.400	12	3.3	11.400	11	1.6	7.967	22	58.201	19
131	Jake	Stevens	Huntingdon Olympic	Peter Moore U18	3.7	11.434	17				2.7	9.967	18	3.2	12.100	16	3.0	9.934	22	1.7	8.100	21	51.535	20
129	Mason	Eldridge	Harrow	Peter Moore U18	3.6	11.400	18	2.4	7.667	21	2.1	10.467	15	2.8	11.800	21				2.1	10.200	14	51.534	21
121	Jed	Harvey	West Lothian	Peter Moore U18	4.2	11.400	18	1.4	3.167	22	2.3	8.900	21	3.2	11.934	18	2.6	10.934	15				46.335	22
126	Eric	Breslin	Northampton	Peter Moore U18				3.9	8.900	15	4.0	12.700	5	0.0	0.000	23	3.9	12.234	3	3.5	11.700	2	45.534	23
110	David	Ivanov	South Essex	Peter Moore U18				5.5	7.867	20													7.867	24