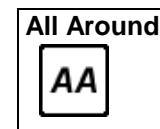
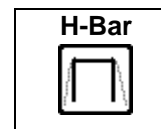
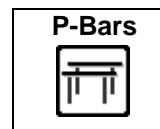
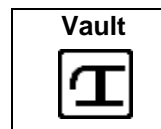
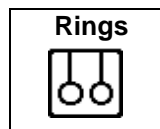


2024 LG MLO

Mens Artistic



U12 Challenge

No	Name	Club	Comp	D	FX		D	PH		D	SR		D	VT		D	PB		D	HB		AA		
238	Charlie	Garvey	Retford	U12 Challenge	4.0	12.750	1	3.0	11.900	2	3.4	12.500	1	3.2	11.700	1	3.5	12.534	1	2.9	11.750	1	73.134	1
237	Max	De Luca	Wolds	U12 Challenge	2.9	11.600	9	2.0	10.950	8	3.1	12.100	3	1.6	10.950	9	3.2	12.400	2	2.9	11.425	5	69.425	2
251	David	Cociorva	Harrow	U12 Challenge	3.2	11.550	12	3.0	11.750	3	3.1	12.150	2	1.6	10.700	19	2.3	11.334	10	2.6	11.625	3	69.109	3
252	Campbell	Gie	Harrow	U12 Challenge	3.0	11.400	14	3.0	12.600	1	2.6	11.150	11	1.6	10.750	15	3.3	12.034	3	2.3	10.950	10	68.884	4
229	Alex	Tapp	Exeter	U12 Challenge	3.4	11.900	2	2.0	10.550	15	3.4	11.650	5	2.2	11.000	8	3.5	11.467	7	2.9	11.750	1	68.317	5
227	Cody	Gwynne	Northampton	U12 Challenge	2.8	11.600	9	3.0	11.350	5	2.3	11.200	10	1.6	10.800	14	3.0	11.867	5	2.3	11.000	8	67.817	6
249	Jacob	Lloyd	YMCA Barry	U12 Challenge	3.3	11.700	6	2.0	11.500	4	2.6	10.300	23	2.2	11.400	2	3.0	11.900	4	2.0	11.000	8	67.800	7
221	Max	Cairnie	Manx Gym	U12 Challenge	3.0	11.300	15	2.0	10.850	10	2.9	11.900	4	1.6	10.900	12	2.6	10.700	19	3.2	10.750	13	66.400	8
248	Noah	Lloyd	YMCA Barry	U12 Challenge	3.3	11.800	4	2.0	11.250	7	2.1	10.650	18	1.6	11.050	6	2.5	10.634	20	2.0	10.450	21	65.834	9
256	Otto	Lenssen	Camden	U12 Challenge	2.6	11.450	13	2.0	10.850	10	2.6	10.900	13	1.6	10.750	15	2.8	10.734	17	2.3	10.850	11	65.534	10
250	Regan	Gill	YMCA Barry	U12 Challenge	3.0	11.650	8	2.0	11.300	6	2.6	10.400	21	1.6	10.750	15	3.0	10.800	14	2.0	10.150	26	65.050	11
228	Finley	Rayment	Pipers Vale	U12 Challenge	3.1	11.750	5	3.0	10.800	12	2.3	10.800	14	1.6	10.700	19	2.7	10.034	31	2.3	10.850	11	64.934	12
230	George	Armitage	Cheshire	U12 Challenge	2.7	11.600	9	2.0	10.650	13	2.3	10.750	16	1.6	10.550	26	2.0	10.467	22	2.0	10.700	14	64.717	13
232	Alfie	Rainbow	Penryn	U12 Challenge	3.1	11.250	17	2.0	9.550	23	2.3	11.250	8	1.6	10.600	25	3.2	11.367	9	2.0	10.525	18	64.542	14
226	Hugo	Kaunis	Northampton	U12 Challenge	2.4	11.050	22	2.0	10.150	18	2.6	11.250	8	1.6	9.900	35	2.0	10.834	13	2.0	10.600	17	63.784	15
225	Jamie	Burdett	Northampton	U12 Challenge	2.4	11.000	23	2.0	10.900	9	1.8	9.800	29	1.6	10.300	33	2.2	10.300	27	2.0	11.475	4	63.775	16
254	Taylor	Whitehead	Gymnastics Reborn	U12 Challenge	2.5	10.750	28	2.0	9.750	22	2.6	11.300	7	1.6	11.100	3	2.8	10.734	17	2.3	9.950	30	63.584	17
243	Oliver	Howse	Dynamo	U12 Challenge	3.0	11.700	6	2.5	8.800	32	2.6	10.800	14	1.6	10.550	26	2.7	10.467	22	2.3	11.150	7	63.467	18
240	Frankie	Keeler	Portsmouth	U12 Challenge	3.0	11.850	3	1.5	8.950	29	2.6	11.100	12	1.6	10.900	12	2.2	10.567	21	2.3	10.050	29	63.417	19
257	Tristan	Fejfer	Camden	U12 Challenge	2.6	10.350	34	2.0	9.800	21	2.6	10.200	25	1.6	11.100	3	2.5	10.800	14	2.0	10.650	15	62.900	20
255	Tate	Frost	Camden	U12 Challenge	2.9	11.250	17	1.5	10.550	15	2.6	10.250	24	2.2	11.100	3	2.2	8.900	35	2.0	10.650	15	62.700	21
244	Kieran	Atherley	JS Gymnastics	U12 Challenge	3.0	11.300	15	2.0	6.750	36	2.8	10.600	19	1.6	10.950	9	2.8	11.334	10	2.3	11.300	6	62.234	22
219	Samuel	Rowland-Henson	Huntingdon Olympic	U12 Challenge	2.6	11.200	19	3.0	10.650	13	2.0	9.250	34	1.6	10.450	30	1.7	10.334	25	2.0	10.200	25	62.084	23
235	Bobby	Simpson	City of Newcastle	U12 Challenge	2.7	10.800	27	2.0	9.400	25	2.6	11.350	6	1.6	10.000	34	3.0	10.200	28	2.6	10.250	24	62.000	24
239	Harry	Taylor	Portsmouth	U12 Challenge	2.5	11.100	21	1.0	10.000	19	2.6	10.150	27	1.6	10.700	19	2.7	10.900	12	2.0	8.975	36	61.825	25
259	Finley	Robin	Camden	U12 Challenge	2.0	10.500	32	2.0	8.850	31	2.6	9.650	30	1.6	10.950	9	3.0	11.567	6	2.0	10.100	27	61.617	26
224	George	Graham	Manx Gym	U12 Challenge	2.7	10.850	26	2.0	8.900	30	2.0	9.350	33	1.6	10.450	30	3.2	11.467	7	2.3	10.475	19	61.492	27
234	Daniel	Duca	City of Newcastle	U12 Challenge	2.4	11.200	19	2.0	9.550	23	1.8	10.450	20	1.6	10.700	19	1.7	9.834	32	2.0	9.675	31	61.409	28
246	Sebastian	Szczygielski	Swindon	U12 Challenge	2.4	9.750	36	2.0	10.000	19	2.3	9.500	32	1.6	10.650	24	2.0	10.750	16	2.0	10.425	22	61.075	29
241	Tucker	Meadows	Portsmouth	U12 Challenge	2.7	10.700	29	1.5	9.050	27	2.6	10.200	25	1.6	10.700	19	1.7	10.100	29	2.0	10.100	27	60.850	30
247	Jake	Law	Swindon	U12 Challenge	2.4	10.950	24	1.0	9.200	26	2.3	9.950	28	1.6	10.750	15	2.0	10.334	25	2.0	9.650	32	60.834	31
258	Gabriel	Dilley	Camden	U12 Challenge	1.7	10.000	35	1.5	10.200	17	2.6	9.000	35	1.6	11.050	6	2.2	10.067	30	2.0	10.475	19	60.792	32
222	Aidan	Hampton	Manx Gym	U12 Challenge	2.6	10.400	33	2.0	8.650	34	2.5	10.400	21	1.6	10.550	26	3.0	10.434	24	1.9	9.350	33	59.784	33
245	Antony	Szmelc	JS Gymnastics	U12 Challenge	2.7	10.950	24	1.5	9.000	28	2.1	8.700	36	1.6	9.900	35	1.8	9.467	33	2.0	10.275	23	58.292	34
233	Ethan	Mudd	Penryn	U12 Challenge	2.6	10.700	29	2.0	7.800	35	1.8	10.750	16	1.6	10.500	29	1.7	9.100	34	2.0	9.200	35	58.050	35
253	Xavier Bevan	Wardle	Fusion Wales	U12 Challenge	2.3	10.700	29	1.5	8.750	33	2.3	9.650	30	1.6	10.450	30	1.8	7.367	36	2.0	9.225	34	56.142	36