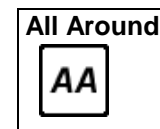
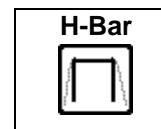
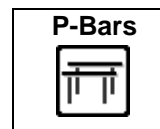
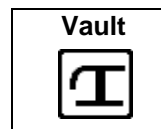
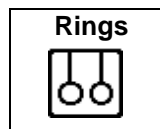


2024 LG MLO

Mens Artistic



O6 and U8 Challenge

No	Name	Club	Comp	D	FX		D	PH		D	SR		D	VT		D	PB		D	HB		AA		
210	Isaac	Lloyd	YMCA Barry	O6 and U8 Challenge	2.5	11.900	1	2.0	11.400	2	2.7	11.600	2	1.6	11.150	1	2.9	12.467	1	3.0	13.200	1	71.717	1
217	Huey	Wright	Leeds	O6 and U8 Challenge	2.4	11.800	2	2.5	10.800	3	2.4	11.400	3	1.6	10.900	2	2.9	12.200	2	3.0	12.750	2	69.850	2
196	Jimmy	Warkup	Wolds	O6 and U8 Challenge	2.3	11.450	3	2.5	10.200	7	3.1	12.067	1	1.6	10.900	2	2.9	12.134	3	3.0	12.350	5	69.101	3
212	Kobe	Scott	YMCA Barry	O6 and U8 Challenge	2.3	11.100	7	2.5	11.850	1	2.7	11.017	5	1.6	10.250	19	2.6	11.934	5	2.8	12.500	4	68.651	4
205	Archie	Ellison	Notts	O6 and U8 Challenge	2.3	11.050	8	2.0	10.150	8	2.0	10.850	7	1.6	10.550	13	2.9	12.100	4	3.0	12.200	7	66.900	5
209	Sebastian	Parfitt	YMCA Barry	O6 and U8 Challenge	2.2	11.450	3	2.0	10.500	5	2.1	10.650	12	1.6	10.450	15	2.3	11.500	8	2.0	11.250	14	65.800	6
197	Alfie	Guthrie	Wolds	O6 and U8 Challenge	2.1	11.200	6	1.0	9.650	10	2.3	10.350	14	1.6	10.850	5	2.3	11.300	10	3.0	12.300	6	65.650	7
211	Luca	Paget	YMCA Barry	O6 and U8 Challenge	2.4	10.800	15	2.0	10.450	6	2.1	10.850	7	1.0	10.250	19	2.3	11.134	11	2.0	11.950	9	65.434	8
218	Roman	Roberts	Camden	O6 and U8 Challenge	2.4	10.800	15	2.0	10.600	4	2.9	10.700	9	1.6	10.800	7	2.9	10.234	26	2.8	12.000	8	65.134	9
204	Eiden	Safdar-Louth	Heathrow	O6 and U8 Challenge	2.4	11.050	8	2.0	10.100	9	2.2	10.450	13	1.6	10.450	15	2.9	11.134	11	2.8	11.900	11	65.084	10
190	Ethan	Kikta	Northampton	O6 and U8 Challenge	2.3	11.000	10	2.0	9.500	11	2.9	10.700	9	1.6	10.200	21	2.6	11.667	6	2.6	11.700	12	64.767	11
185	Ethan	Heley	Northampton	O6 and U8 Challenge	2.3	11.000	10	1.0	8.300	17	2.4	10.150	16	1.6	10.750	9	2.9	11.067	15	3.0	12.700	3	63.967	12
198	Elijah	Hesson	Retford	O6 and U8 Challenge	2.4	9.950	30	2.5	8.650	15	2.4	9.600	18	1.6	10.850	5	2.9	11.400	9	2.8	11.950	9	62.400	13
187	Cole	Stanford-Jones	Northampton	O6 and U8 Challenge	2.3	11.300	5	1.0	9.350	13	2.7	11.000	6	1.6	8.600	39	2.6	11.667	6	2.6	10.300	19	62.217	14
213	Maxwell	Morgan	Fusion Wales	O6 and U8 Challenge	1.7	9.100	38	2.5	9.450	12	2.4	10.300	15	1.6	10.700	11	2.3	10.834	19	2.0	11.100	15	61.484	15
193	Yestin	Raison	Penryn	O6 and U8 Challenge	2.5	8.700	39	2.0	7.700	20	2.6	10.700	9	1.6	10.900	2	2.3	11.067	15	3.0	11.550	13	60.617	16
179	Cooper	James	Huntingdon Olympic	O6 and U8 Challenge	2.2	10.900	13	2.0	8.900	14	2.3	8.600	31	1.6	10.350	18	2.3	10.334	24	2.0	10.750	17	59.834	17
180	Miles	Walker	Huntingdon Olympic	O6 and U8 Challenge	2.2	10.450	20	1.0	8.650	15	2.1	9.500	20	1.6	10.800	7	2.3	10.100	29	2.0	10.200	20	59.700	18
195	Etienne	Dewhurst	City of Newcastle	O6 and U8 Challenge	2.1	9.900	32	1.0	8.000	18	2.6	9.450	21	1.6	10.500	14	2.3	10.767	20	2.0	9.850	22	58.467	19
203	Raffy	Hansford	Portsmouth	O6 and U8 Challenge	2.0	10.750	17	2.5	6.250	23	2.7	11.250	4	1.6	9.300	36	2.0	10.934	18	1.8	9.000	30	57.484	20
214	Tomos	Pert	Fusion Wales	O6 and U8 Challenge	2.2	10.900	13	1.0	5.500	28	1.6	9.567	19	0.5	9.550	34	2.0	10.967	17	2.0	10.850	16	57.334	21
202	George	Harrison	Dynamo	O6 and U8 Challenge	2.1	10.650	18	1.0	5.900	26	2.1	9.650	17	0.5	9.600	31	2.3	11.134	11	2.0	10.050	21	56.984	22
194	Daniel	Sainsbury	City of Newcastle	O6 and U8 Challenge	2.0	10.450	20	1.0	7.800	19	2.1	8.767	29	0.5	9.700	30	2.0	10.334	24	2.0	9.550	25	56.601	23
182	Corey	Pipe	Huntingdon Olympic	O6 and U8 Challenge	2.4	9.817	34	1.0	5.900	26	2.4	9.250	23	1.6	10.600	12	2.3	10.467	22	2.0	10.500	18	56.534	24
207	Kai	Rice	Swindon	O6 and U8 Challenge	2.0	10.400	22	1.0	5.100	30	2.4	9.300	22	1.6	9.300	36	2.3	11.134	11	2.0	9.600	24	54.834	25
216	Oliver	Jacobs	Fusion Wales	O6 and U8 Challenge	2.0	10.650	18	1.0	5.100	30	2.1	8.900	27	1.0	10.200	21	2.0	10.167	28	2.0	9.300	26	54.317	26
177	Evan	Oyeneey	Huntingdon Olympic	O6 and U8 Challenge	2.3	9.850	33	1.0	6.350	22	2.3	8.500	33	1.6	10.450	15	2.3	9.634	32	2.0	9.250	27	54.034	27
184	Sawyer	Clark	Huntingdon Olympic	O6 and U8 Challenge	2.4	9.500	36	1.0	6.250	23	2.1	9.150	25	1.6	10.750	9	2.3	9.634	32	2.0	8.600	34	53.884	28
208	Freddie	Clay	Swindon	O6 and U8 Challenge	2.1	10.350	24	1.0	6.150	25	1.9	9.100	26	1.0	10.150	23	2.3	9.967	31	1.8	7.150	37	52.867	29
178	Rafe	Miller	Huntingdon Olympic	O6 and U8 Challenge	2.2	10.050	29	1.0	6.800	21	1.6	8.400	35	0.5	9.750	28	2.3	10.067	30	2.0	7.300	36	52.367	30
201	Jude	Fleming	Dynamo	O6 and U8 Challenge	1.8	10.100	28	1.0	4.000	35	2.1	8.500	33	0.5	9.850	25	2.0	10.767	20	2.0	9.100	29	52.317	31
183	Alfie	Ryan	Huntingdon Olympic	O6 and U8 Challenge	2.1	9.950	30	1.0	5.450	29	1.6	8.400	35	0.5	9.800	27	2.0	9.000	37	2.0	8.950	31	51.550	32
199	Owen	Giles	Dynamo	O6 and U8 Challenge	2.1	10.400	22	1.0	2.600	37	2.1	8.850	28	0.5	9.600	31	2.0	10.200	27	2.0	9.650	23	51.300	33
200	Emerson	Marsh	Dynamo	O6 and U8 Challenge	2.1	10.200	26	1.0	3.550	36	2.1	8.250	38	0.5	9.600	31	2.0	10.434	23	2.0	8.850	32	50.884	34
181	Zeo	Cheun	Huntingdon Olympic	O6 and U8 Challenge	2.1	10.350	24	1.0	4.800	33	1.8	7.200	39	0.5	9.850	25	2.3	9.600	34	2.0	8.350	35	50.150	35
215	Dylan	Gambold	Fusion Wales	O6 and U8 Challenge	2.0	10.950	12	1.0	2.050	39	2.1	8.767	29	1.0	10.150	23	2.0	8.734	38	2.0	9.200	28	49.851	36
206	Eli	Bonner	Swindon	O6 and U8 Challenge	2.2	10.150	27	1.0	4.850	32	1.8	8.600	31	0.5	9.750	28	1.5	6.767	39	2.0	8.650	33	48.767	37
186	Jude	Furniss	Northampton	O6 and U8 Challenge	2.0	9.500	36	1.0	4.350	34	2.0	9.200	24	0.5	8.950	38	2.3	9.300	36	1.3	5.250	38	46.550	38
188	Finley	Sing	Northampton	O6 and U8 Challenge	2.0	9.650	35	1.0	2.500	38	2.0	8.350	37	0.5	9.400	35	2.0	9.367	35	1.3	4.750	39	44.017	39