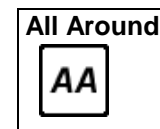
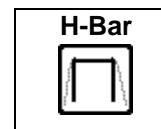
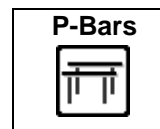
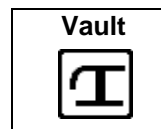
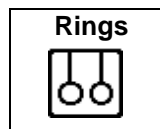


# 2024 LG MLO

## Mens Artistic



Brewer U12

No	Name	Club	Comp	D	FX		D	PH		D	SR		D	VT		D	PB		D	HB		AA		
19	Daniel	Charles-Sewell	Leeds	Brewer U12	3.2	12.400	1	3.0	11.000	1	2.5	11.600	3	2.8	11.800	1	3.5	12.000	4	2.5	10.750	6	69.550	1
20	Rohan	Basu	Leeds	Brewer U12	3.2	12.200	3	3.8	10.450	6	3.2	11.600	3	2.4	11.350	5	3.3	11.850	10	2.5	10.800	5	68.250	2
39	Jahzeel	Johnson	Northampton	Brewer U12	3.7	11.850	10	3.1	9.950	8	3.5	12.250	1	2.4	11.600	3	3.0	12.000	4	2.6	10.500	10	68.150	3
7	Jamie	Tran	YMCA Barry	Brewer U12	3.2	12.200	3	2.9	10.800	2	2.0	11.800	2	1.6	11.100	10	2.9	12.050	3	2.0	10.000	15	67.950	4
18	Liem	Attrill	Heathrow	Brewer U12	2.9	11.600	18	2.3	10.550	4	1.8	11.400	9	1.6	10.750	25	2.1	11.650	15	1.9	11.150	2	67.100	5
34	Kieran	Harris	Portsmouth	Brewer U12	3.4	11.000	31	2.5	10.550	5	2.1	10.700	19	2.2	11.300	7	3.2	11.900	9	2.0	11.200	1	66.650	6
22	Arlo-Jack	Clarke	Leeds	Brewer U12	3.2	12.200	3	1.3	9.050	20	1.8	11.600	3	1.6	10.800	23	2.5	11.900	7	1.9	10.850	4	66.400	7
6	Oakley	Gill	Wolds	Brewer U12		11.800	13	2.9	10.600	3	1.9	11.000	14	1.6	11.000	12	2.6	11.650	15	1.8	10.200	14	66.250	8
8	Levi	Scott	YMCA Barry	Brewer U12	3.4	12.150	6	1.4	9.300	14	2.1	11.500	7	2.2	10.750	25	2.5	11.750	12	2.3	10.550	8	66.000	9
21	Oliver	Watkinson	Leeds	Brewer U12	3.2	11.900	9	1.4	8.250	24	1.8	11.000	14	1.6	10.950	18	2.5	12.100	1	1.8	10.600	7	64.800	10
9	Benjamin	Goudie	Basingstoke	Brewer U12	3.1	11.550	23	2.3	10.200	7	2.1	11.300	10	1.6	10.950	18	2.5	11.500	17	1.8	8.750	24	64.250	11
43	Jayden	Xiou	Penryn	Brewer U12	3.1	11.350	27	2.4	9.150	16	1.9	11.050	11	1.6	10.550	30	2.5	11.250	23	1.8	10.300	13	63.650	12
16	Mase	Henderson	City of Birmingham	Brewer U12	3.7	11.850	10	3.6	6.950	28	2.2	10.100	29	2.8	11.650	2	3.1	11.900	7	2.4	11.150	2	63.600	13
35	Jensen	Redman	Portsmouth	Brewer U12	2.9	11.100	29	1.8	8.150	25	2.2	10.650	22	1.6	11.300	7	2.8	11.500	17	1.8	10.500	9	63.200	14
27	Frederick	Mann	Notts	Brewer U12	3.5	11.650	16	1.9	6.800	29	2.1	10.750	17	2.2	11.000	17	2.9	12.100	1	2.3	10.350	12	62.650	15
4	Mac	Griffiths	Woking	Brewer U12	3.2	11.750	14	2.5	9.100	19	2.2	10.050	31	1.6	10.500	31	2.5	11.150	27	1.9	9.800	18	62.350	16
12	Patrick	Booth	Basingstoke	Brewer U12	2.7	11.750	14	2.3	9.700	10	1.8	10.000	32	1.6	11.000	12	2.5	9.300	34	1.8	10.450	11	62.200	17
26	William	Heasman	Notts	Brewer U12	3.5	11.800	12	2.6	9.850	9	2.1	11.450	8	2.4	11.200	9	2.3	10.050	31	2.2	7.100	31	61.450	18
5	Fionn	Kelly	Woking	Brewer U12	3.1	11.600	18	1.8	6.500	30	1.8	11.000	14	1.6	10.700	28	2.5	11.750	12	1.8	9.850	17	61.400	19
14	Thomas	Welch	Fusion Wales	Brewer U12	2.8	11.600	17	2.4	9.150	16	2.2	9.850	33	2.2	11.400	4	2.3	11.350	20	1.5	8.000	29	61.350	20
28	Oluyomi	Akinwolere	Notts	Brewer U12	3.6	12.000	7	2.8	9.450	12	1.8	9.450	36	2.4	10.800	23	3.6	9.650	33	2.5	9.350	21	60.700	21
25	Joshua	Horner	Notts	Brewer U12	3.6	12.300	2	2.7	9.150	16	2.5	9.700	35	2.4	10.400	33	2.7	10.250	30	2.3	8.250	26	60.050	22
17	Lincoln	Brown	City of Newcastle	Brewer U12	3.3	11.550	22	2.5	8.500	23	1.9	10.050	30	2.2	10.050	34	2.5	10.600	29	2.0	9.100	22	59.850	23
10	Tayte	Henneberry	Basingstoke	Brewer U12	2.2	11.600	18	1.7	4.200	34	2.1	11.550	6	1.6	11.000	12	2.5	11.350	20	1.8	10.000	15	59.700	24
37	Theodore	Simcock-Sims	Huntingdon Olympic	Brewer U12	3.2	9.800	35	2.5	9.000	21	2.2	9.300	37	2.2	11.100	10	2.5	11.850	11	2.0	8.200	28	59.250	25
3	Declan	Freeman	Woking	Brewer U12	3.1	11.000	32	1.3	4.850	32	1.8	11.050	11	1.6	11.350	5	2.5	11.250	23	2.0	9.550	20	59.050	26
38	Aston	Mist	Huntingdon Olympic	Brewer U12	3.3	11.400	25	2.4	8.100	26	2.2	10.250	27	2.2	9.500	35	2.2	11.350	20	1.5	8.250	26	58.850	27
31	Ewan	Fenton	Notts	Brewer U12	3.2	11.400	26	2.3	9.300	13	2.2	10.750	17	1.6	10.500	31	2.5	8.800	35	1.8	8.000	29	58.750	28
41	Leon	Krol	Northampton	Brewer U12	3.1	11.150	28	2.5	6.200	31	1.9	10.300	26	1.6	10.950	18	2.0	8.500	36	1.7	8.750	25	55.850	29
2	Theo	Adams	West Lothian	Brewer U12	3.0	12.000	7	2.3	9.600	11	1.9	10.650	21	1.6	10.750	25	2.5	11.950	6				54.950	30
11	Thomas	Marston	Basingstoke	Brewer U12	2.9	11.600	18	1.7	4.000	35	1.8	11.050	11	1.6	11.000	12	2.5	10.750	28	1.3	4.750	33	53.150	31
30	Joseph	Roland	Notts	Brewer U12	2.9	10.550	33	2.3	9.250	15	1.8	10.100	28	1.6	11.000	12	2.4	11.200	25				52.100	32
1	Findlay	Raeburn	West Lothian	Brewer U12	2.8	11.500	24	1.8	1.800	36	2.2	10.500	23	1.6	10.950	18	2.5	11.200	26	1.3	5.650	32	51.600	33
15	Dewi	Thomas	Fusion Wales	Brewer U12	2.3	10.300	34	1.7	4.600	33	1.8	10.400	25	1.6	10.700	28	1.5	7.950	37	0.6	2.500	34	46.450	34
13	Tobias	Morgan	Fusion Wales	Brewer U12	2.6	11.050	30	0.0	0.000	37	1.8	10.450	24	1.6	10.900	22	2.4	9.750	32	0.6	0.600	35	42.750	35
32	Alfie	Mitchell	Notts	Brewer U12				2.5	8.750	22	2.2	9.800	34				2.8	11.700	14	2.1	9.000	23	39.250	36
24	Zachary	Aladin	Notts	Brewer U12				2.1	7.350	27	2.1	10.700	19				2.8	11.400	19	2.2	9.600	19	39.050	37