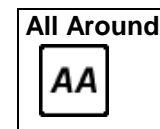
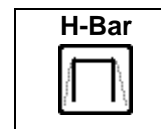
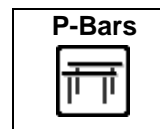
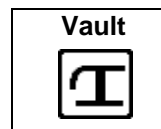
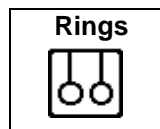


2024 LG MLO

Mens Artistic



Max Whitlock U14

No	Name	Club	Comp	D	FX		D	PH		D	SR		D	VT		D	PB		D	HB		AA		
74	Jesse	Dobson	Heathrow	Max Whitlock U14	3.9	13.050	1	3.6	11.950	1	3.6	11.800	1	4.0	13.150	1	4.1	12.500	1	2.7	11.850	2	74.300	1
55	Lucas	Scully	Leeds	Max Whitlock U14	3.2	12.300	6	3.8	11.950	1	2.3	10.500	10	4.0	11.600	12	3.2	12.000	6	2.6	11.600	3	69.950	2
65	Christopher	Halliday	Aberdeen	Max Whitlock U14	3.2	11.650	15	2.3	10.500	7	2.4	11.200	2	3.2	12.300	5	2.9	12.400	2	2.0	11.400	4	69.450	3
75	Codi	Hurd	Huntingdon Olympic	Max Whitlock U14	4.1	11.200	21	3.5	10.500	7	2.9	10.000	20	4.0	11.650	4	4.0	11.650	7	3.8	12.800	1	68.950	4
49	Bertie	O'Sullivan	Portsmouth	Max Whitlock U14	3.7	12.300	6	2.9	10.500	7	2.6	11.050	3	2.8	11.900	7	2.4	11.500	11	2.3	11.000	10	68.250	5
56	Benjamin	Kinnell	Notts	Max Whitlock U14	4.4	12.050	9	4.0	11.400	3	3.7	10.900	4	3.2	11.900	7	3.6	10.150	26	2.3	11.150	7	67.550	6
61	Iolo	Parry	Fusion Wales	Max Whitlock U14	3.4	12.000	11	2.9	11.100	5	2.0	10.500	10	2.4	11.600	12	3.3	11.600	10	2.3	10.550	17	67.350	7
71	Kosei	Windeatt Owen	Exeter	Max Whitlock U14	4.0	12.450	3	2.5	8.700	24	2.5	10.800	5	2.8	11.800	9	3.6	12.100	4	2.0	11.150	7	67.000	8
73	Jacob	Wong	Heathrow	Max Whitlock U14	2.8	12.500	2	2.4	10.750	6	1.6	10.550	9	1.6	11.050	22	2.2	11.450	13	1.6	10.400	18	66.700	9
47	Henry	Drackett	Portsmouth	Max Whitlock U14	3.7	12.000	11	2.7	11.350	4	3.0	10.100	17	2.4	11.800	9	2.2	10.050	29	1.7	10.850	12	66.150	10
77	Elijah	Ramirez	Harrow	Max Whitlock U14	3.8	11.300	19	3.2	9.550	12	2.4	9.600	27	4.0	12.850	2	3.0	11.250	14	2.4	10.750	13	65.300	11
72	Oscar	Conway	Heathrow	Max Whitlock U14	3.8	9.400	33	2.7	9.200	15	3.1	10.700	7	4.0	12.850	2	3.1	12.100	4	2.5	10.900	11	65.150	12
69	Jakub	Hepurker	City of Newcastle	Max Whitlock U14	3.7	12.450	3	2.4	9.950	10	2.1	9.900	22	2.8	11.700	11	2.6	10.800	22	2.1	9.500	27	64.300	13
67	Yusef	Polat	Basingstoke	Max Whitlock U14	3.1	10.950	25	2.2	9.350	14	2.0	10.400	13	2.2	11.050	22	2.2	11.500	11	2.4	10.600	16	63.850	14
68	Spencer	Morgan	Basingstoke	Max Whitlock U14	2.7	11.650	15	2.2	8.950	19	2.0	10.500	10	2.2	11.200	17	2.2	10.850	21	2.0	10.400	18	63.550	15
54	Ewan	Leask	Leeds	Max Whitlock U14	3.2	11.650	15	2.5	8.200	26	2.6	10.750	6	2.4	11.200	17	2.3	10.400	24	2.4	11.050	9	63.250	16
76	George	Sabine	Huntingdon Olympic	Max Whitlock U14	3.2	11.200	21	2.5	8.800	22	2.3	10.100	17	2.2	11.200	17	2.7	11.100	18	2.4	10.750	13	63.150	17
78	Matthew	Ingram	Milton Keynes	Max Whitlock U14	3.7	10.450	28	2.8	9.050	17	2.4	8.900	34	3.2	12.300	5	3.5	11.650	7	2.7	10.400	18	62.750	18
70	Joshua	May	City of Newcastle	Max Whitlock U14	3.5	12.050	9	2.2	8.950	19	2.1	10.200	16	2.4	11.100	21	2.6	10.100	27	2.1	10.150	22	62.550	19
45	Zak	Jones	Portsmouth	Max Whitlock U14	3.3	12.000	11	2.2	9.450	13	2.0	10.300	14	2.2	10.950	27	2.2	10.000	30	2.1	8.600	29	61.300	20
79	Archie	Barnes	Penryn	Max Whitlock U14	3.6	11.250	20	2.4	8.400	25	2.0	9.350	31	2.4	11.500	14	2.2	10.200	25	2.1	10.350	21	61.050	21
46	Elijah	Robinson	Portsmouth	Max Whitlock U14	3.3	11.450	18	2.2	8.100	28	2.1	9.800	25	2.4	10.250	35	2.4	10.100	27	1.7	9.850	25	59.550	22
57	Sonny-John	Breffitt	Notts	Max Whitlock U14	3.0	9.500	32	2.2	8.750	23	2.1	9.250	32	1.6	10.900	29	3.2	11.150	15	1.8	9.950	23	59.500	23
48	Louie	Pinhorne	Portsmouth	Max Whitlock U14	3.6	12.350	5				3.1	10.650	8	2.8	11.150	20	3.0	12.200	3	2.7	11.250	6	57.600	24
80	Joey	Blair	West Lothian	Max Whitlock U14	3.0	10.150	30	2.3	8.850	21	2.0	9.900	22	1.6	10.700	33	1.9	10.750	23	1.4	6.550	31	56.900	25
63	Rohan	Sharma	Fusion Wales	Max Whitlock U14	2.8	11.950	14	2.2	9.150	16	1.7	10.100	17	1.6	11.050	22	2.2	11.050	20	0.8	3.050	34	56.350	26
81	Caden	O'Shea	Woking	Max Whitlock U14	2.8	10.500	27	2.2	8.200	26	2.0	9.900	22	1.6	10.900	29	2.3	9.200	34	2.1	7.600	30	56.300	27
53	Jonah	Wild	Leeds	Max Whitlock U14	3.4	12.250	8	2.5	9.050	17				2.4	11.300	16	3.1	11.100	18	2.0	11.300	5	55.000	28
66	Reuben	Mcbain	Aberdeen	Max Whitlock U14	3.7	9.300	34	1.6	4.050	31	2.0	9.600	27	2.4	11.400	15	2.9	9.950	31	2.0	9.400	28	53.700	29
64	Griffyn	Porter	Fusion Wales	Max Whitlock U14	2.6	11.100	23	2.2	5.750	30	2.0	10.000	20	1.6	10.900	29	2.2	11.150	15	1.5	4.000	32	52.900	30
50	Markus	Reh	Rugby	Max Whitlock U14	3.7	10.250	29	1.4	1.400	34	2.4	8.800	35	2.8	10.900	29	2.3	11.150	15	2.3	9.750	26	52.250	31
59	Fletcher	Webb	Dynamo	Max Whitlock U14	3.1	10.650	26	2.3	6.600	29	2.0	9.600	27	2.2	11.000	25	2.3	8.600	35	0.8	0.800	35	47.250	32
51	Jenson	Haines	Uttoxeter	Max Whitlock U14	2.0	5.100	35	1.8	2.400	32	2.4	9.200	33	2.4	11.000	25	2.5	9.500	33	2.1	9.950	23	47.150	33
60	Makiya	Dutton	Dynamo	Max Whitlock U14	3.1	11.000	24	1.4	1.650	33	1.6	9.800	35	1.6	10.950	27	1.7	8.600	35	1.3	3.350	33	45.350	34
82	Reuben	Burns	YMCA Barry	Max Whitlock U14				2.9	9.850	11	2.1	9.600	27				2.2	11.650	7	1.8	10.650	15	41.750	35
58	Oliver	Barnford	Notts	Max Whitlock U14	2.6	9.950	31				1.6	10.300	14	1.6	10.400	34	2.4	9.650	32	0.0	0.000	36	40.300	36